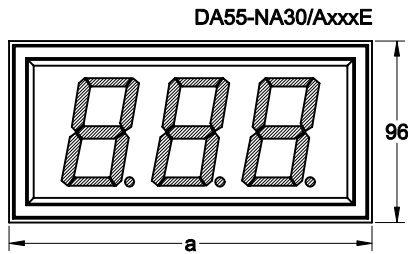


Type: DA55-NAxx/AxxxE

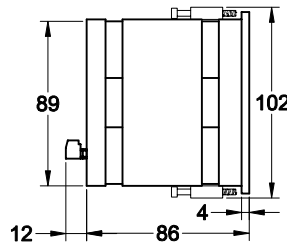
DC current/voltage



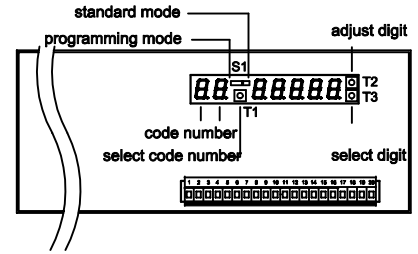
front view



side view



rear view



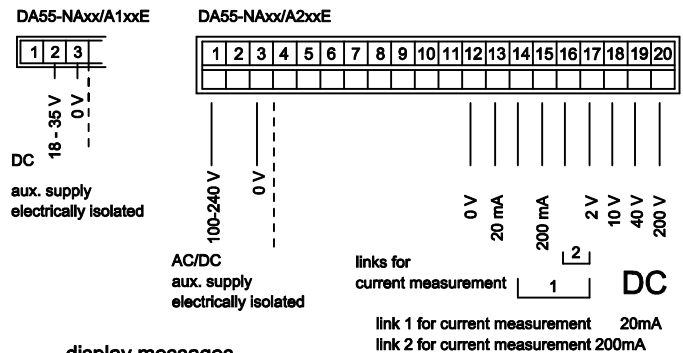
case dimensions

DA55	aluminium case powder coated black		front-frame-width [a]	panel-cutout b x h
	shell-depth (with terminal) 86 (98) mm			
DA55-NA__/xxxE	DA55-NA__/xxxE D	DA55-NA__/xxxE D1		
30			192	186 x 90
40	30		240	234 x 90
50	40	30	288	282 x 90
	50	40	336	330 x 90
		50	384	378 x 90

programming instructions

code nr	display	description
0		min. display value
1	P-L	takeover of min. input signal with T3 (min. input signal has to be applied)
2		max. display value
3	P-H	takeover of max. input signal with T3 (max. input signal has to be applied)
4	--99 -L--	average value of 1-99 measurements line-break indication with value falling 25% below -- = no L = yes
5	2/5/10	rounding of last digits in steps of 2,5 or 10

rear connector with screw-type terminals



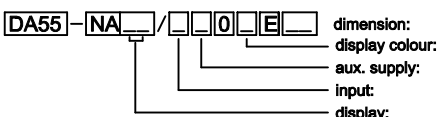
display messages

Pr	EEProm under programming
----	overflow (flashing of display segments in the middle)

technical data

aux. supply:	DA55-NAxx/A1xxE	18-35 V DC
	DA55-NAxx/A2xxE	100-240 V AC/DC
power consumption:	max. 12 VA	
temperature range:	-20 °C ... +65 °C	
measuring range (V):	2V / 10V / 40V / 200V	
measuring range (A):	20mA / 200mA	
display max.:	free programmable	
display min.:	free programmable	
principle of measurement:	Dual-Slope-Integration	
error of measurement:	+/- 0,01% of measured value +/- 1 digit/segment	
overflow:	flashing of display segments in the middle	
average value:	adjustable of 1-99 measurements	
rounding last digit:	adjustable in steps of 2, 5, or 10 steps	

input resistance	terminal	RI
	17	100 kOhm
	18	560 kOhm
	19	2,2 MOhm
	20	12 MOhm
	13	100 Ohm
	15	10 Ohm
display:	57 mm, LED red or green	
resolution:	..NA30..	-199 ...999
	..NA40..	-1999 ...9999
	..NA50..	-19999 ...99999
protection kind:	IP65 front side	
front frame height:	4 mm	



D = max. 2 signs	D1 = max. 4 signs
R = red	G = green
1 = 24V DC	2 = 230V AC/DC
A = DC current/voltage	
30 = 3 digits	40 = 4 digits
	50 = 5 digits

GS Gebhardt & Schäfer Industrie-Elektronik GmbH

Moltkestraße 44a, D-42799 Leichlingen
Postfach 15 52, D-42786 Leichlingen
Tel. +49 (0) 21 75 / 89 91 30
Fax +49 (0) 21 75 / 89 91 39
Internet: <http://www.GS-GmbH.de>
E-Mail: info@GS-GmbH.de

Deutsche Bank 24
Konto-Nr. 851 085 100
BLZ 375 700 24
Kreissparkasse Köln
Konto-Nr. 031 200 61 45
BLZ 370 502 99

Foreign Payments:
Deutsche Bank 24
Account-No. 851 085 1
Bank Code 375 700 24
IBAN DE 81375700240008510851
S.W.I.F.T. DEUTDE33 375

Geschäftsführer:
Karlheinz Schäfer
Guido Gebhardt
USt.-Nr. DE 123713297
Amtsgericht Köln
HRB 48860