

DT04-4P-L012 ✓ ACTIVE

DEUTSCH | DEUTSCH DT

TE Internal #: DT04-4P-L012

DEUTSCH DT, Housing for Male Terminals, Wire-to-Wire, 4 Position, .175 in [4.45 mm] Centerline, Sealable, Gray, Wire & Cable, Power & Signal

[View on TE.com >](#)



Connectors > Automotive Connectors > Connector Housings > DEUTSCH DT Series Housings & Connectors



Connector & Housing Type: **Housing for Male Terminals**

Mating Pin Diameter: **1.59 mm [.063 in]**

Connector System: **Wire-to-Wire**

Number of Positions: **4**

Centerline (Pitch): **4.45 mm [.175 in]**

[All DEUTSCH DT Series Housings & Connectors \(461\)](#)

Features

Product Type Features

Connector & Housing Shape	Rectangular
Connector & Housing Type	Housing for Male Terminals
Connector System	Wire-to-Wire
Sealable	Yes
Hybrid Connector	No
Primary Locking Feature	Integrated in Housing
Connector & Contact Terminates To	Wire & Cable

Configuration Features

Blank Cavity Position	0
Number of Positions	4
Number of Rows	2

Electrical Characteristics

Operating Voltage	250 VAC
Nominal Voltage Architecture	12 V, 24 V, 48 V

Body Features

Cable Exit Angle	180°
Body Material	PA GF



Primary Product Color	Gray
-----------------------	------

Contact Features

Contact Size	Size 16
Mating Pin Diameter	1.59 mm[.063 in]
Contact Current Rating (Max)	13 A

Mechanical Attachment

Mounting Feature	With
Terminal Position Assurance	Yes
Strain Relief	Add By Accessory
Mating Alignment Type	Not Keyed
Mating Alignment	Without
Connector Mounting Type	Panel Mount

Housing Features

Centerline (Pitch)	4.45 mm[.175 in]
--------------------	------------------

Dimensions

Product Width	40.51 mm[1.595 in]
Product Length	45.92 mm[1.808 in]
Product Height	31.75 mm[1.25 in]
Row-to-Row Spacing	9.12 mm[.359 in]
Accepts Wire Insulation Diameter Range	2.23 – 3.68 mm[.088 – .145 in]

Usage Conditions

Operating Temperature (Max)	125 °C[257 °F]
Operating Temperature Range	-55 – 125 °C[-67 – 257 °F]

Operation/Application

Circuit Application	Power & Signal
---------------------	----------------

Industry Standards

Agency/Standard	SAE J2030
Degree of Protection	IP68, IP6K9K
UL Flammability Rating	12mm Flame Test per Standard UL-94

Other

Serviceable	Yes
-------------	-----

Connector Position Assurance Capable

No

Product Compliance

[For compliance documentation, visit the product page on TE.com>](#)

EU RoHS Directive 2011/65/EU	Compliant
EU ELV Directive 2000/53/EC	Compliant
China RoHS 2 Directive MIIT Order No 32, 2016	No Restricted Materials Above Threshold
EU REACH Regulation (EC) No. 1907/2006	Current ECHA Candidate List: JAN 2022 (223) Candidate List Declared Against: JAN 2022 (223) Does not contain REACH SVHC
Halogen Content	Not Low Halogen - contains Br or Cl > 900 ppm.
Solder Process Capability	Not reviewed for solder process capability

Product Compliance Disclaimer


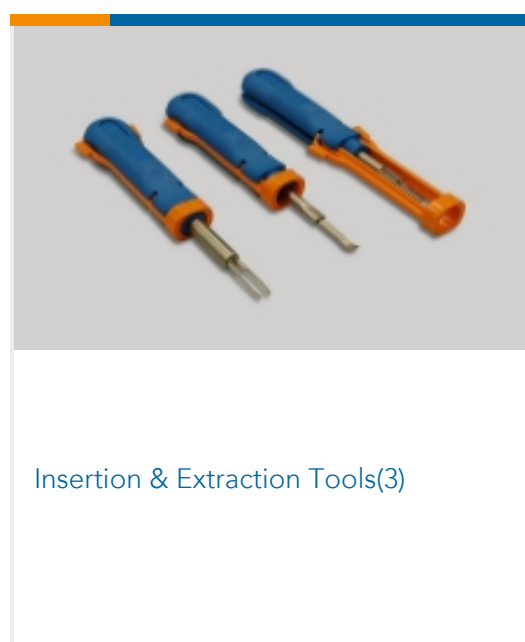
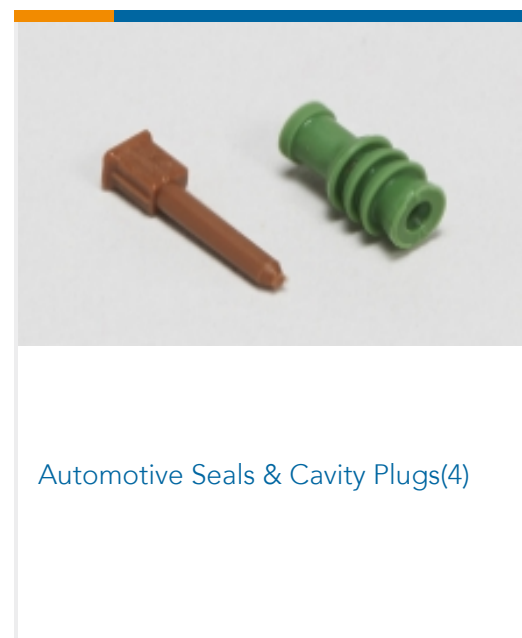
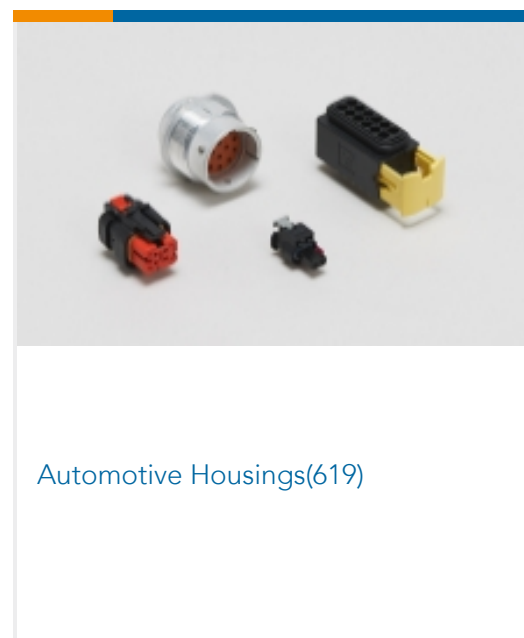
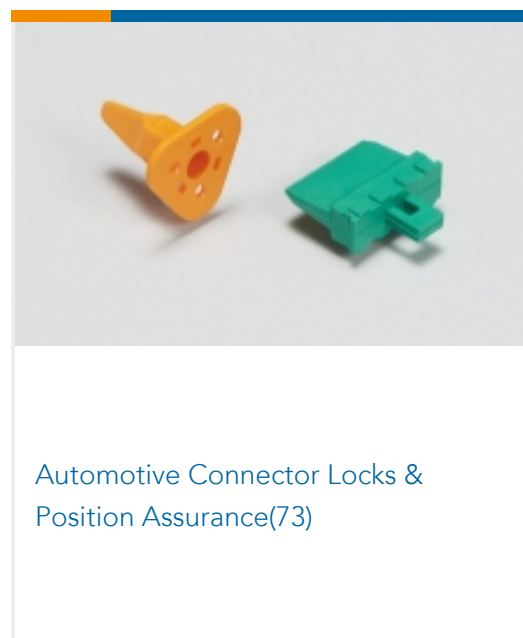
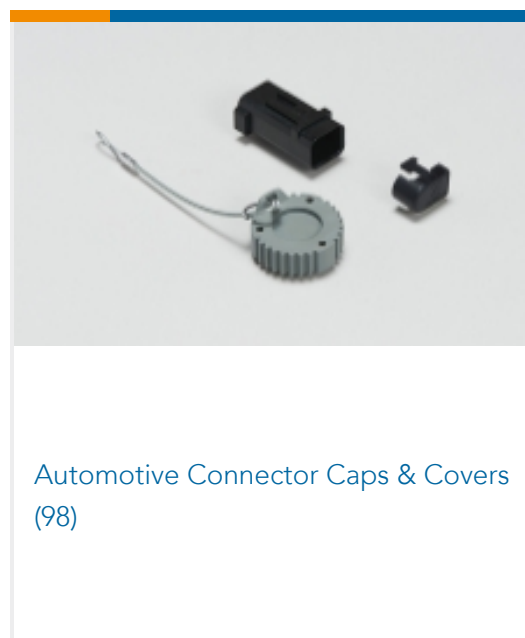
This information is provided based on reasonable inquiry of our suppliers and represents our current actual knowledge based on the information they provided. This information is subject to change. The part numbers that TE has identified as EU RoHS compliant have a maximum concentration of 0.1% by weight in homogenous materials for lead, hexavalent chromium, mercury, PBB, PBDE, DBP, BBP, DEHP, DIBP, and 0.01% for cadmium, or qualify for an exemption to these limits as defined in the Annexes of Directive 2011/65/EU (RoHS2). Finished electrical and electronic equipment products will be CE marked as required by Directive 2011/65/EU. Components may not be CE marked. Additionally, the part numbers that TE has identified as EU ELV compliant have a maximum concentration of 0.1% by weight in homogenous materials for lead, hexavalent chromium, and mercury, and 0.01% for cadmium, or qualify for an exemption to these limits as defined in the Annexes of Directive 2000/53/EC (ELV). Regarding the REACH Regulation, the information TE provides on SVHC in articles for this part number is based on the latest European Chemicals Agency (ECHA) 'Guidance on requirements for substances in articles' posted at this URL: <https://echa.europa.eu/guidance-documents/guidance-on-reach>

Compatible Parts

 <p>TE Part # CAT-D48-ST273 DEUTSCH SOLID CONTACTS</p>	 <p>TE Part # DT-RT1 EXT TOOL, FRONT RELEASE</p>	 <p>TE Part # CAT-D487-B128 DEUTSCH DT BACKSHELLS</p>	 <p>TE Part # CAT-D487-W416 DEUTSCH DT WEDGELOCKS</p>
---	--	--	--

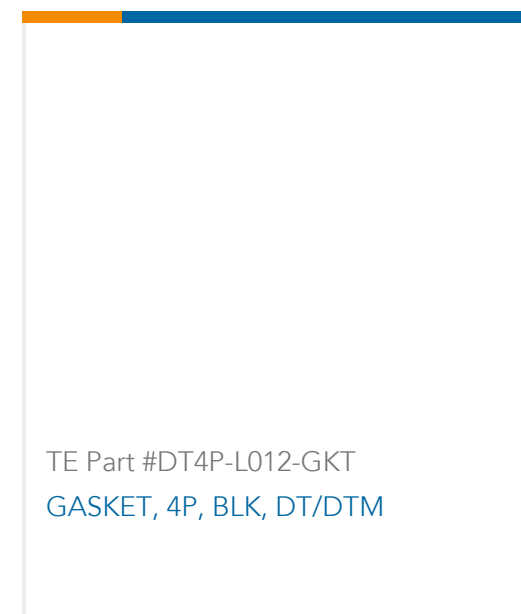


Also in the Series | DEUTSCH DT



Customers Also Bought





Documents

Product Drawings

REC, 4P, GRY, N, FLANGE

English

CAD Files

3D PDF

3D

Customer View Model

ENG_CVM_CVM_DT04-4P-L012_A.2d_dxf.zip

English

Customer View Model

ENG_CVM_CVM_DT04-4P-L012_A.3d_igs.zip

English

Customer View Model

ENG_CVM_CVM_DT04-4P-L012_A.3d_stp.zip

English

By downloading the CAD file I accept and agree to the [Terms and Conditions](#) of use.

Datasheets & Catalog Pages

ICT Terminals and Connectors Catalogue

English

CONNECTOR SELECTOR

English

Product Specifications

Application Specification

English

Product Environmental Compliance

MD_DT04-4P-L012_04132018858_dmtec

English

MD_DT04-4P-L012_04132018858_dmtec

English

Agency Approvals

UL Report

DT04-4P-L012

DEUTSCH DT, Housing for Male Terminals, Wire-to-Wire, 4 Position, .175 in [4.45 mm] Centerline, Sealable, Gray, Wire & Cable, Power & Signal



English