

# Power Supply

Provided with the machine is a Li-Polymer rechargeable battery, a USB cable and a wall plug.

## Battery

This is the exact same battery as the LabelManager 500TS SKU 1814308. This battery will be sold on DYMO.com and be available via the contact center.



The printer will normally operate using power provided by the internal Li-Polymer rechargeable battery.

**Note:** On the first batch of printers we can only guarantee optimal wireless print quality when plugged into the wall outlet. The printer will operate when running wirelessly via battery pack but the user may experience print quality issues.

### Battery life / standby time

The machine's current consumption in the OFF state, when inserting a fully loaded battery, after 6 months, still 2/3 of total capacity will be left over.

When the battery pack is fully charged, it will be possible to print (5) cassettes (standard PET).

If the printer does not respond when plugged in to a USB port the battery may be empty. It will take 5 to 6 hours to fully charge an empty battery again, but after 15 minutes of charging the user will be able to print 1.5 m of tape. Also note that charging of the battery is needed after an extended period of no use.

Use case	Life	Conditions / remarks
WiFi printing with USB charging adapter connected	practically unlimited (charging is faster than draining)	24mm, default fonts, normal text-label, normal use
standalone WiFi printing	up to 6 tape cassettes	24mm, default fonts, normal text-label, normal use
Printer in OFF state	100 days	from fully loaded battery to 20% capacity

### Charging times





Use case	Time	Conditions / remarks
Charging from USB charging adapter	2,5 hrs	from 20% capacity of battery pack to fully loaded, charging only (printer OFF)
Charging from USB port	10 hrs	from 20% capacity of battery pack to fully loaded, not recommended

### Battery indication

An annunciator in the software indicates the load level of the battery pack. Additional information can be found in the Application Software Specification.

### Label Maker Status

The label maker status is displayed in the built-in software or the DYMO Label software window. The following table describes the possible states of the label maker.

	Label maker is connected and battery pack is charging
	Label maker is connected and battery pack is not charging
	Label maker is not connected or is turned off
	Label maker is connected and there is a problem with the battery pack