

Overview

Ferrite material is used in tiles, plates, or pads in wireless power charging systems to increase system efficiency, by shielding and reflecting the magnetic field within the inductive transfer area. KEMET's ferrite tiles are designed with the latest proprietary ferrite material technology to offer the highest charging efficiency.


Applications

- Automotive Wireless Power Transfer (WPT)
- Industrial Wireless Power Transfer (WPT)


Benefits

- Increased efficiency in high power WPT systems from 3.7 – 30.0 kW
- High operating frequency range up to 1 MHz
- Operating temperature range from -40°C to +125°C
- Low temperature rise with high magnetic flux density
- Available in various geometric sizes on request
- AEC-Q200 qualified (stress test)

FPL100



FPL150



FPL240



Ordering Information

FPL	100/	100/	4-		BH1T
Series	Length (mm)	Width (mm)	Thickness (mm)		Material
FPL	100 150 240	60 100	4 5 6 8	10 12 16 20	BH1T

Environmental Compliance

All KEMET Ferrite Tiles are RoHS and REACH Compliant.



Material Characteristics

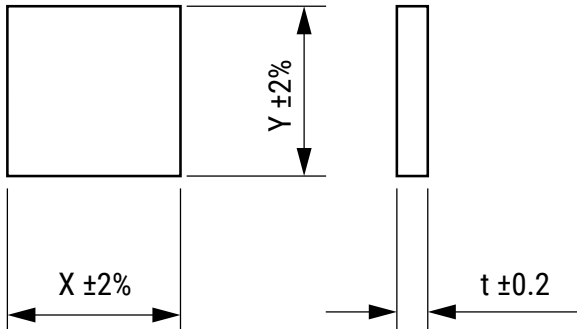
Item	Property	Conditions		Material Characteristics
Initial Permeability	ui	23°C		3,000 ±25%
Core Loss	Pcv	100 kHz 200 mT	23°C	345 KW/m3
			80°C	320 KW/m3
			100°C	330 KW/m3
			120°C	370 KW/m3
Curie Temperature	Tc			220°C
Effective Saturation Magnetic Flux Density	Bms	1,200 A/m	23°C	520 mT
			100°C	410 mT
Effective Saturation Coercive Force	Hc	23°C		8.5 A/m
Density	d			4,900 kg/m3

Table 1 – Ratings & Part Number Reference

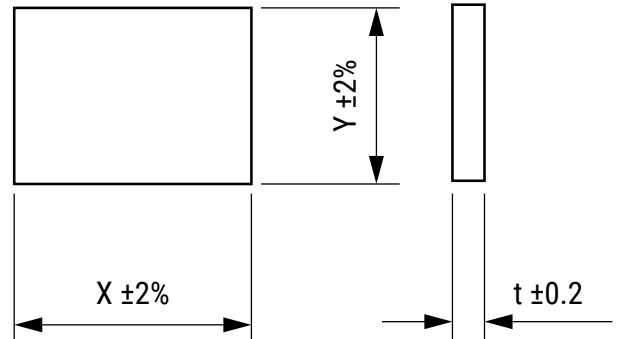
Part Number	Power (kW) Reference			Material	Weight (g)	
FPL100/100/4-BH1T	3.7			BH1T	195	
FPL100/100/6-BH1T					295	
FPL100/100/8-BH1T	7.2				395	
FPL100/100/10-BH1T					11.0	490
FPL100/100/12-BH1T						590
FPL100/100/16-BH1T	30.0				800	
FPL100/100/20-BH1T					1,000	
FPL150/100/5-BH1T					3.7	
FPL150/100/8-BH1T	7.2					
FPL150/100/10-BH1T					11.0	760
FPL150/100/12-BH1T						930
FPL150/100/16-BH1T	30.0				1,230	
FPL150/100/20-BH1T					1,540	
FPL240/60/5-BH1T					3.7	
FPL240/60/8-BH1T	7.2			600		
FPL240/60/10-BH1T				11.0	750	
FPL240/60/12-BH1T					900	
FPL240/60/16-BH1T	30.0			1,190		
FPL240/60/20-BH1T				1,490		

Dimensions – Millimeters

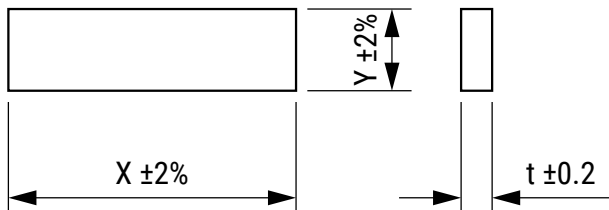
FPL100



FPL150



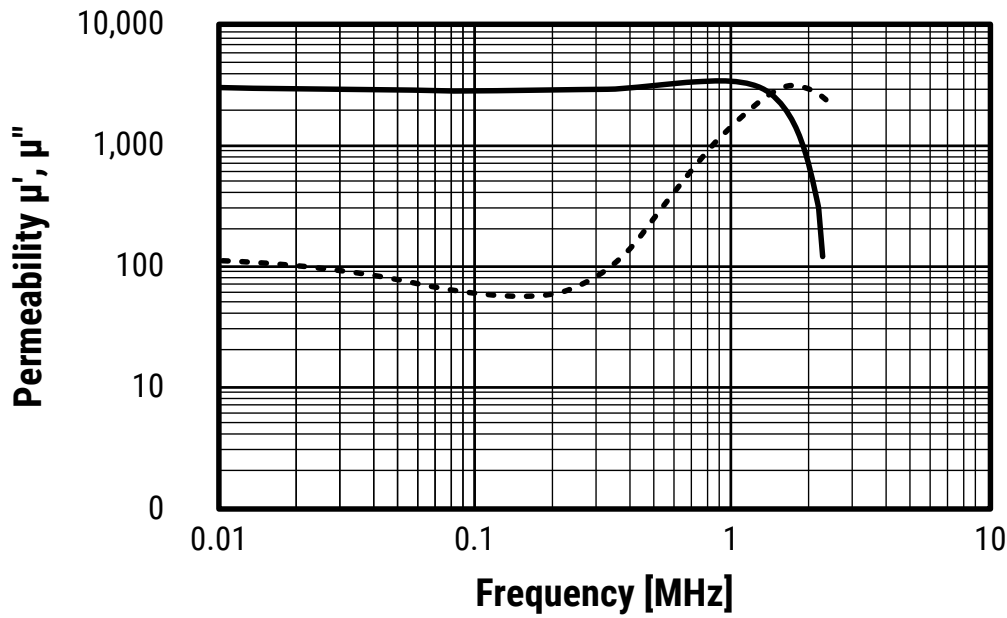
FPL240



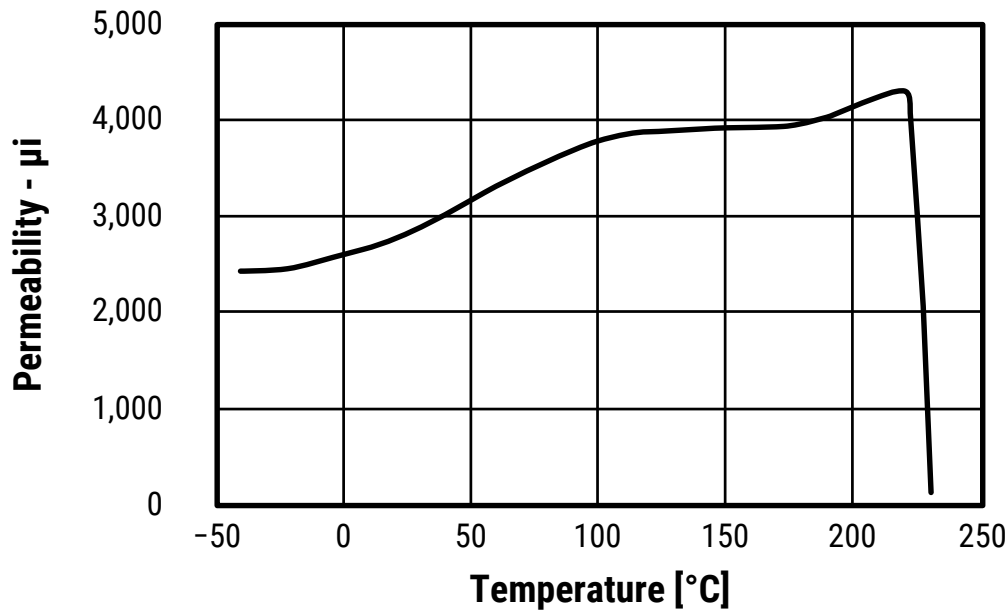
Part Number	Dimensions (mm)		
	X	Y	t
FPL100/100/4-BH1T	100	100	4
FPL100/100/6-BH1T	100	100	6
FPL100/100/8-BH1T	100	100	8
FPL100/100/10-BH1T	100	100	10
FPL100/100/12-BH1T	100	100	12
FPL100/100/16-BH1T	100	100	16
FPL100/100/20-BH1T	100	100	20
FPL150/100/5-BH1T	152	102	5
FPL150/100/8-BH1T	152	102	8
FPL150/100/10-BH1T	152	102	10
FPL150/100/12-BH1T	152	102	12
FPL150/100/16-BH1T	152	102	16
FPL150/100/20-BH1T	152	102	20
FPL240/60/5-BH1T	242	62	5
FPL240/60/8-BH1T	242	62	8
FPL240/60/10-BH1T	242	62	10
FPL240/60/12-BH1T	242	62	12
FPL240/60/16-BH1T	242	62	16
FPL240/60/20-BH1T	242	62	20

Frequency Characteristics

Permeability vs. Frequency

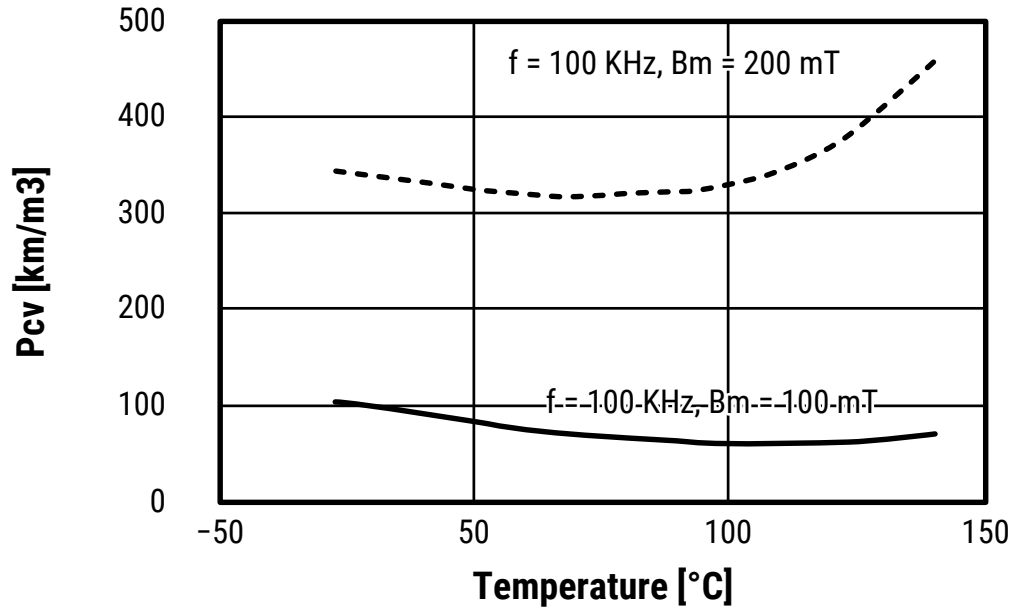


Permeability vs. Temperature

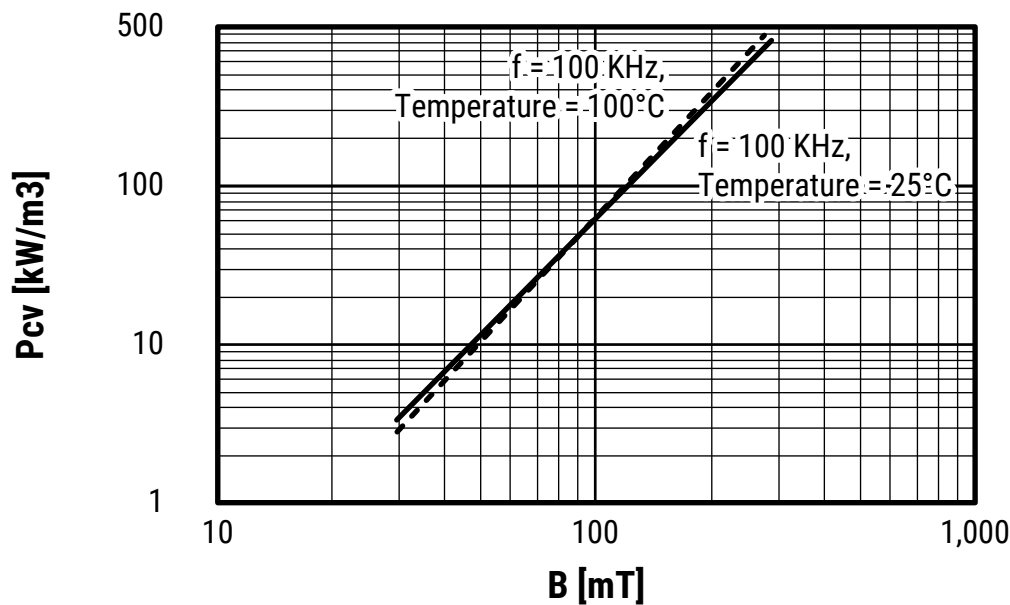


Frequency Characteristics cont.

Power Loss vs. Temperature
(Several Frequency/Flux Density)

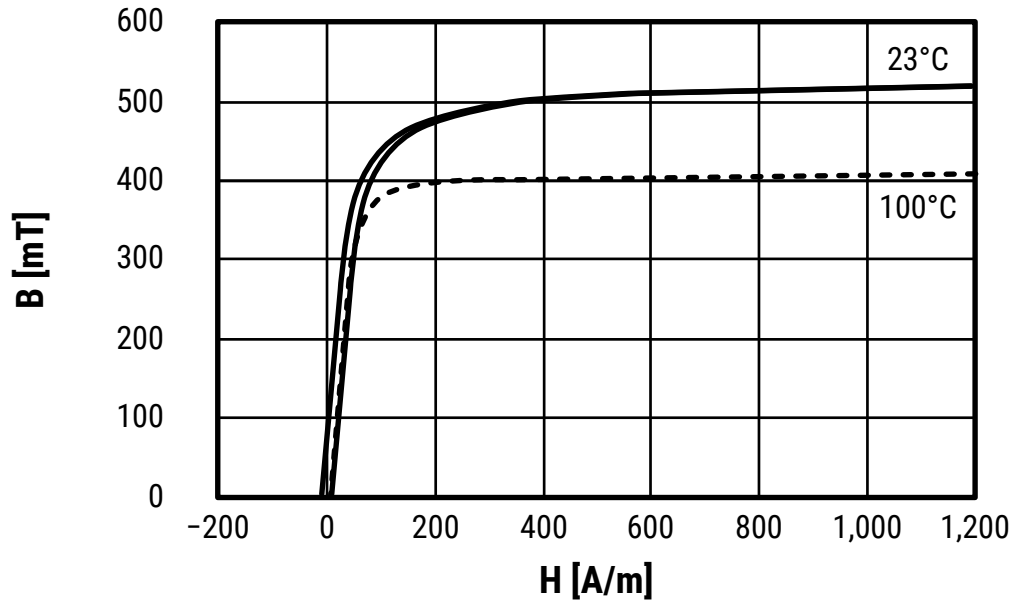


Power Loss vs. Flux Density
(Several Frequency/Temperature)



Frequency Characteristics cont.

B-H Loops



Packaging

Part Number	Packaging Type	Pieces per Box
FPL100/100/4-BH1T	Tray	14
FPL100/100/6-BH1T		
FPL100/100/8-BH1T		
FPL100/100/10-BH1T		12
FPL100/100/12-BH1T		
FPL100/100/16-BH1T		8
FPL100/100/20-BH1T		6
FPL150/100/5-BH1T		12
FPL150/100/8-BH1T		10
FPL150/100/10-BH1T		
FPL150/100/12-BH1T		
FPL150/100/16-BH1T		8
FPL150/100/20-BH1T		6
FPL240/60/5-BH1T		18
FPL240/60/8-BH1T		12
FPL240/60/10-BH1T		
FPL240/60/12-BH1T		9
FPL240/60/16-BH1T		6
FPL240/60/20-BH1T		

KEMET is a registered trademark of KEMET Electronics Corporation.

Handling Precautions

Sinter Material

Make sure to handle it carefully as it has low tolerance for impact (e.g., being knocked over or dropped), which may cause it to break or chip. Using it while being unaware it is broken will result in degradation of its properties and in heat release. In addition, chipped fragments may provoke injuries or get in the eyes, if not protected.

Magnetic Material

Due to its magnetic substance, if in the vicinity of a strong magnet, the ferrite core will be attracted to it with great acceleration, and it might be destroyed by the impact. Be cautious, as a finger, or the like, might also be crushed between the two.

The ground surface of the ferrite tile has sharp edges, as bevel would decrease the performance. In addition, there may be a minute amount of burr. Careless handling may lead to injury.

- Do not apply force to the ferrite tile beyond the prescribed amount to avoid chipping or breaking the core.
- Do not allow the ferrite tile and jigs or two tiles to collide or it may destroy the cores.
- “• When securing the ferrite tile, do not apply stress beyond the necessary amount. Falling to observe this may break or chip the core, reducing its properties.”
- Do not expose the ferrite tile to rapid temperature extremes. Thermal shocks may break or chip the core, reducing its properties. Temperature fluctuations should also be minimized to avoid condensation on the parts.
- Some ferrite tiles are heavy. Limit the height when stacking the packing boxes to avoid having them fall over. When moving or transporting the packing boxes, take precautions to prevent injury or backache.
- Care should be taken to isolate it from vibration when transporting.
- The ferrite material should not be placed in the mouth. Make sure to keep it away from young children.

Ferrite tiles should be stored in normal working environments. Avoid exposure to rapid temperature changes, high humidity, corrosive atmospheres, dust and humidity.

KEMET recommends that maximum storage temperature not exceed 40°C and maximum storage humidity not exceed 70% relative humidity and atmospheres should be free of chlorine and sulfur bearing compounds. Avoid also storage near strong magnetic fields as this might magnetize the product and affect its specified properties.

For optimized solderability, ferrite tile stock should be used promptly, preferably within 2 years of receipt.

KEMET Electronics Corporation Sales Offices

For a complete list of our global sales offices, please visit www.kemet.com/sales.

Disclaimer

All product specifications, statements, information and data (collectively, the "Information") in this datasheet are subject to change. The customer is responsible for checking and verifying the extent to which the Information contained in this publication is applicable to an order at the time the order is placed. All Information given herein is believed to be accurate and reliable, but it is presented without guarantee, warranty, or responsibility of any kind, expressed or implied.

Statements of suitability for certain applications are based on KEMET Electronics Corporation's ("KEMET") knowledge of typical operating conditions for such applications, but are not intended to constitute – and KEMET specifically disclaims – any warranty concerning suitability for a specific customer application or use. The Information is intended for use only by customers who have the requisite experience and capability to determine the correct products for their application. Any technical advice inferred from this Information or otherwise provided by KEMET with reference to the use of KEMET's products is given gratis, and KEMET assumes no obligation or liability for the advice given or results obtained.

Although KEMET designs and manufactures its products to the most stringent quality and safety standards, given the current state of the art, isolated component failures may still occur. Accordingly, customer applications which require a high degree of reliability or safety should employ suitable designs or other safeguards (such as installation of protective circuitry or redundancies) in order to ensure that the failure of an electrical component does not result in a risk of personal injury or property damage.

Although all product-related warnings, cautions and notes must be observed, the customer should not assume that all safety measures are indicated or that other measures may not be required.

When providing KEMET products and technologies contained herein to other countries, the customer must abide by the procedures and provisions stipulated in all applicable export laws and regulations, including without limitation the International Traffic in Arms Regulations (ITAR), the US Export Administration Regulations (EAR) and the Japan Foreign Exchange and Foreign Trade Act.

KEMET is a registered trademark of KEMET Electronics Corporation.