




May.1.2019 Copyright 2019 HIROSE ELECTRIC CO., LTD. All Rights Reserved.
 In case of consideration for using Automotive equipment / device which demand high reliability, kindly contact our sales window correspondents.

APPLICABLE STANDARD					
RATING	OPERATING TEMPERATURE RANGE	-55 °C TO 85 °C ⁽¹⁾	STORAGE TEMPERATURE RANGE	-10 °C TO 60 °C ⁽²⁾	
	VOLTAGE	100 V AC	STORAGE HUMIDITY RANGE	40 % TO 70 % ⁽²⁾	
	CURRENT	0.5 A (SIGNAL CONTACT) ⁽³⁾ 3 A (MF CONTACT)	OPERATING HUMIDITY RANGE	RELATIVE HUMIDITY 85% max (NOT DEWED)	
SPECIFICATIONS					
ITEM	TEST METHOD		REQUIREMENTS		QT AT
CONSTRUCTION					
GENERAL EXAMINATION	VISUALLY AND BY MEASURING INSTRUMENT.		ACCORDING TO DRAWING.		x x
MARKING	CONFIRMED VISUALLY.				x x
ELECTRIC CHARACTERISTICS					
CONTACT RESISTANCE	100 mA(DC OR 1000Hz)		SIGNAL CONTACT : 90 mΩ MAX. MF CONTACT : 30 mΩ MAX.	x	-
INSULATION RESISTANCE	250 V DC.		1000 MΩ MIN.	x	-
VOLTAGE PROOF	300 V AC FOR 1 min.		NO FLASHOVER OR BREAKDOWN.	x	-
MECHANICAL CHARACTERISTICS					
INSERTION AND WITHDRAWAL FORCES	MEASURED BY APPLICABLE CONNECTOR.		INSERTION FORCE: 50 N MAX. WITHDRAWAL FORCE: 5 N MIN.	x	-
MECHANICAL OPERATION	500 TIMES INSERTIONS AND EXTRACTIONS.		① CONTACT RESISTANCE: SIGNAL CONTACT : 100 mΩ MAX. MF CONTACT : 40 mΩ MAX. ② NO DAMAGE, CRACK AND LOOSENESS OF PARTS.	x	-
VIBRATION	FREQUENCY 10 TO 55 TO 10Hz, APPROX 5min SINGLE AMPLITUDE : 0.75 mm, 10 CYCLES FOR 3 DIRECTIONS.		① NO ELECTRICAL DISCONTINUITY OF 1 μs. ② NO DAMAGE, CRACK AND LOOSENESS OF PARTS.	x	-
SHOCK	490 m/s ² , DURATION OF PULSE 11 ms AT 3 TIMES FOR 3 DIRECTIONS.			x	-
ENVIRONMENTAL CHARACTERISTICS					
DAMP HEAT (STEADY STATE)	EXPOSED AT 40±2 °C, 90 ~ 95 %, 96 h.		① CONTACT RESISTANCE: SIGNAL CONTACT : 100 mΩ MAX. MF CONTACT : 40 mΩ MAX.	x	-
RAPID CHANGE OF TEMPERATURE	TEMPERATURE -55 → +85 °C TIME 30 → 30 min. UNDER 5 CYCLES. (RELOCATION TIME TO CHAMBER: WITHIN 2~3 MIN)		② INSULATION RESISTANCE : 1000 MΩ MIN. ③ NO DAMAGE, CRACK AND LOOSENESS OF PARTS.	x	-
SULFUR DIOXIDE	EXPOSED AT 25±2°C, 75±5%RH, 25 PPM FOR 96 h. (TEST STANDARD: JIS C 60068)		NO HEAVY CORROSION.	x	-
RESISTANCE TO SOLDERING HEAT	1) REFLOW SOLDERING : PEAK TMP : 260°C MAX REFLOW TMP: 220°C MIN FOR 60sec 2) SOLDERING IRONS : 360°C MAX. FOR 5 sec.		NO DEFORMATION OF CASE OF EXCESSIVE LOOSENESS OF THE TERMINAL.	x	-
SOLDERABILITY	SOLDERED AT SOLDER TEMPERATURE 240±3°C FOR IMMERSION DURATION, 3 sec.		A NEW UNIFORM COATING OF SOLDER SHALL COVER A MINIMUM OF 95 % OF THE SURFACE BEING IMMersed.	x	-
	COUNT	DESCRIPTION OF REVISIONS	DESIGNED	CHECKED	DATE
REMARKS ⁽¹⁾ INCLUDE TEMPERATURE RISE CAUSED BY CURRENT-CARRYING. ⁽²⁾ "STORAGE" MEANS A LONG-TERM STORAGE STATE FOR THE UNUSED PRODUCT BEFORE ASSEMBLY TO PCB. ⁽³⁾ THE RATED CURRENT APPLIES TO PER CONTACT.			APPROVED	HS. OKAWA	10.05.18
			CHECKED	KI. HIROKAWA	10.05.17
			DESIGNED	TH. SANO	10.05.14
Unless otherwise specified, refer to JIS-C-5402.			DRAWN	TH. SANO	10.05.14
Note	QT:Qualification Test	AT:Assurance Test	X:Applicable Test	DRAWING NO. ELC4-159083-00	
	SPECIFICATION SHEET		PART NO.	FX18-80S-0.8SH	
	HIROSE ELECTRIC CO., LTD.		CODE NO.	CL579-0011-6-00	 1/1