

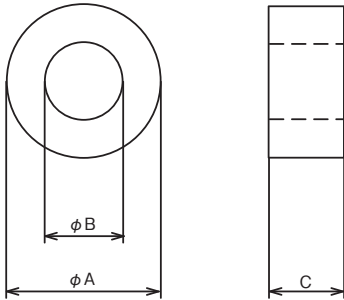


Non-split toroidal cores

Material

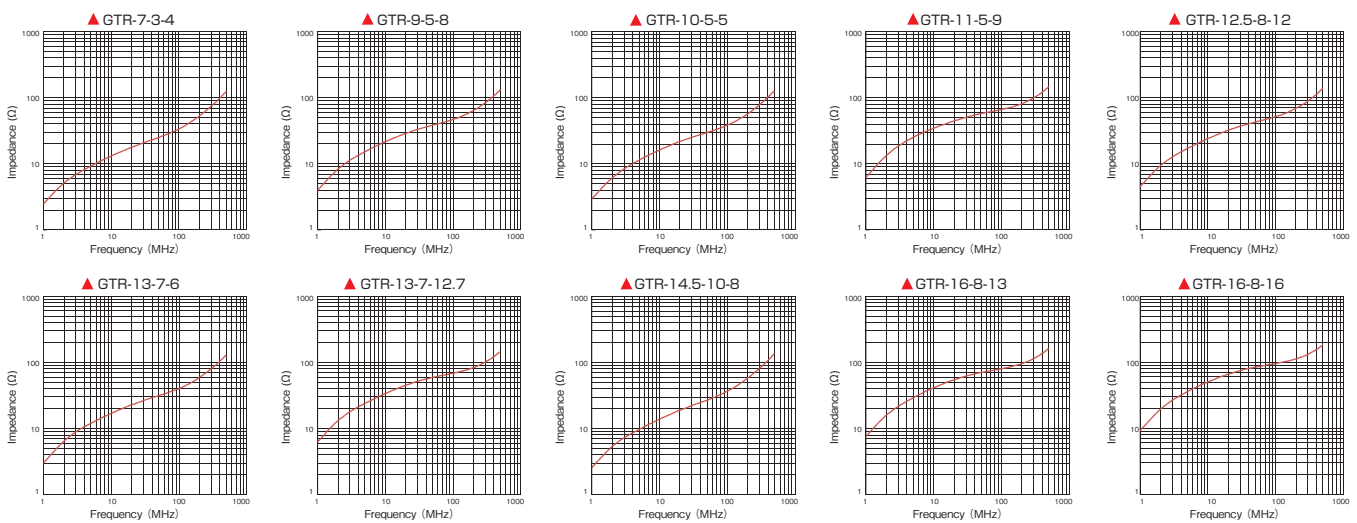
- Ferrite Core : Soft ferrite

Unit : mm



Part No.	ϕA	ϕB	C	Impedance* $\Omega/100\text{MHz}$ (1 turn)
GTR-7-3-4	7	3.5	4	≥ 20
GTR-9-5-8	9	5	8	≥ 30
GTR-10-5-5	10	5	5	≥ 25
GTR-11-5-9	11	5	9	≥ 45
GTR-12.5-8-12	12.6	8.1	12	≥ 35
GTR-13-7-6	13	7	6	≥ 25
GTR-13-7-12.7	13	7.1	12.7	≥ 45
GTR-14.5-10-8	14.5	10.2	8	≥ 20
GTR-16-8-13	16.5	8.2	13	≥ 55
GTR-16-8-16	16.5	8.2	16	≥ 65
GTR-16-10-7	16	10	7	≥ 25
GTR-16-10-10	16	10	10	≥ 30
GTR-18-10-6	18	10	6	≥ 25
GTR-20-10-5	20.5	10.2	5	≥ 25
GTR-20-10-10	20.5	10.2	10	≥ 45
GTR-21-13-6	21.2	12.7	6	≥ 25
GTR-22-14-10	22	14	10	≥ 30
GTR-23-11-14	23.6	11.4	14	≥ 60
GTR-25-15-8	25	15	8	≥ 30
GTR-25-15-12	25	15	12	≥ 40
GTR-28-16-13	28	16	13	≥ 45
GTR-28-16-20	28	16	20	≥ 70
GTR-31-19-8	31	19	8	≥ 30
GTR-40-27-15	40.6	27.4	15	≥ 45

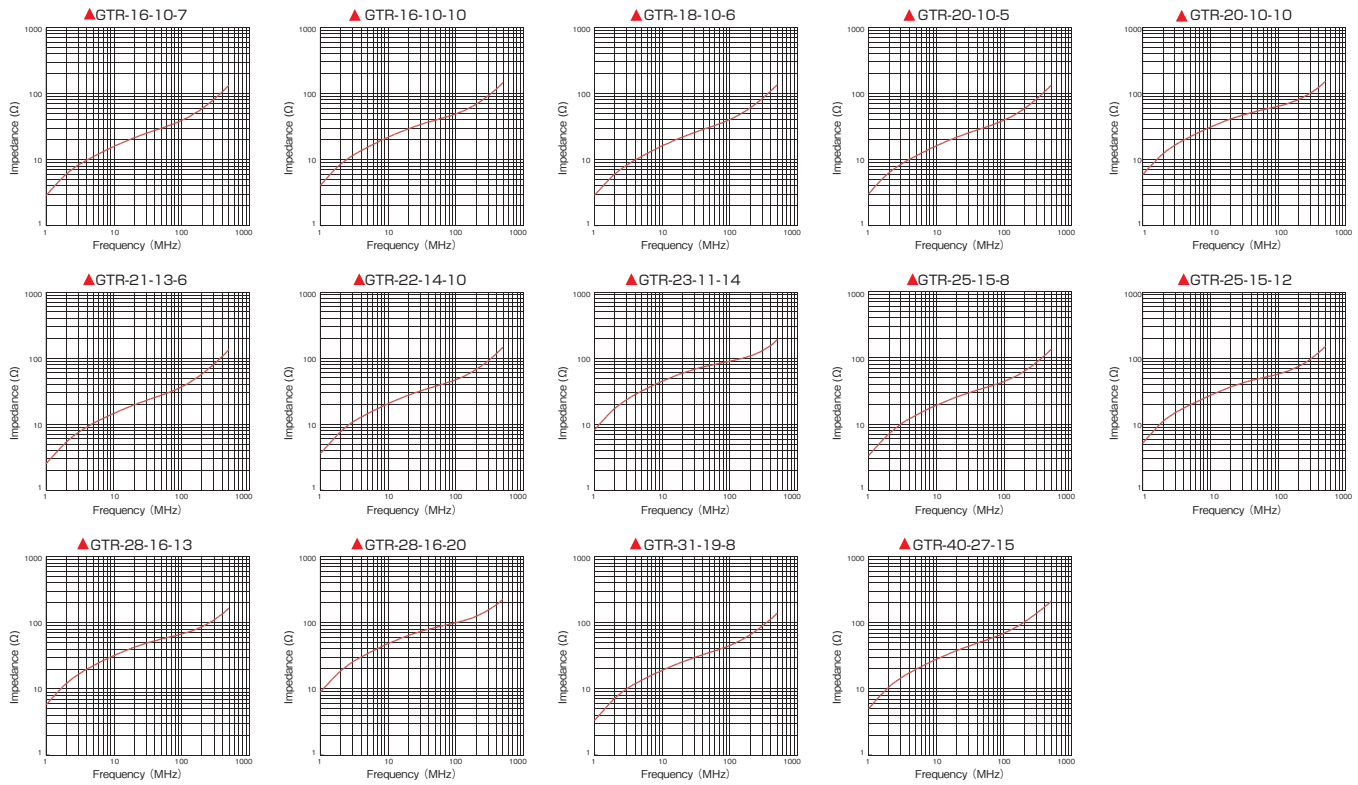
Impedance vs frequency



▲	Wire:UEW $\phi 0.5$ mm / Length 50 mm / 1 Turn
●	Wire:UEW $\phi 0.5$ mm / Length 70 mm / 1 Turn
■	Wire:UEW $\phi 0.5$ mm / Length 120 mm / 1 Turn

RF Impedance Material Analyzer Agilent E4991A

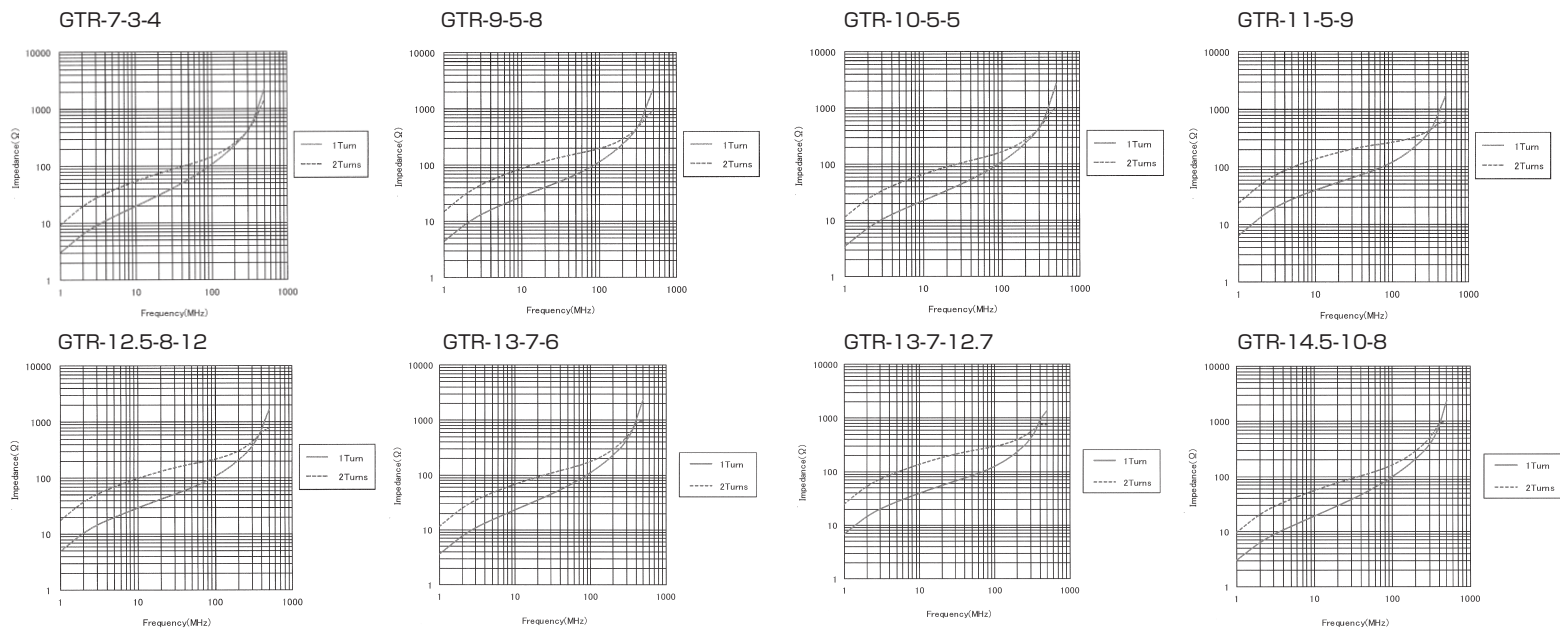
● All specifications and characteristics shown herein are typical values, but are not guaranteed.
 All specifications and characteristics shown herein are subject to change without notice for improvements or changes in specification.



▲	Wire:UEW φ0.5 mm / Length 50 mm / 1 Turn
●	Wire:UEW φ0.5 mm / Length 70 mm / 1 Turn
■	Wire:UEW φ0.5 mm / Length 120 mm / 1 Turn

RF Impedance Material Analyzer Agilent E4991A

TOROIDAL CORE / GTR Reference Data



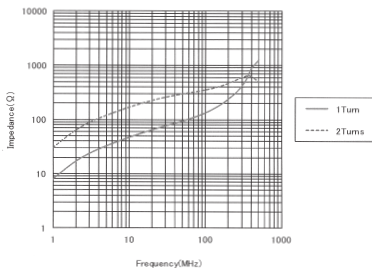
Test condition

Wire: AWG26 φ0.5mm / Length 165 mm / 1 Turn / 2 Turns

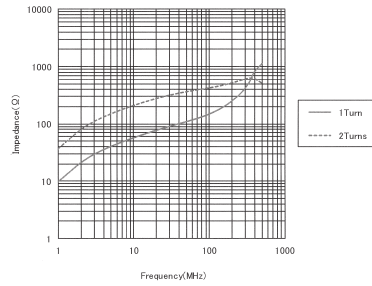
RF Impedance Material Analyzer Agilent E4991A

● All specifications and characteristics shown herein are typical values, but are not guaranteed.
 All specifications and characteristics shown herein are subject to change without notice for improvements or changes in specification.

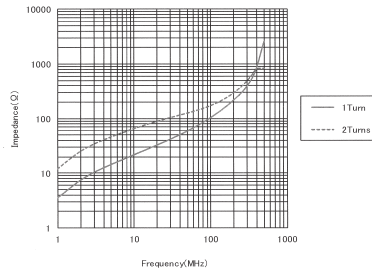
GTR-16-8-13



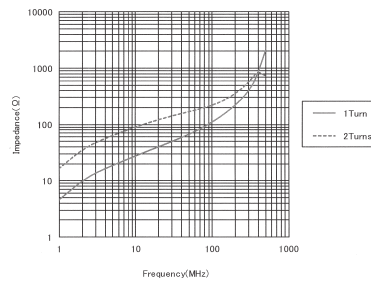
GTR-16-8-16



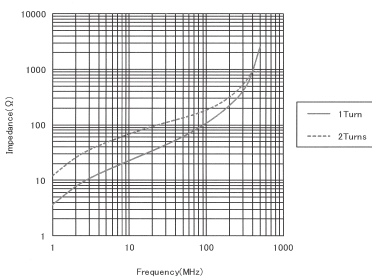
GTR-16-10-7



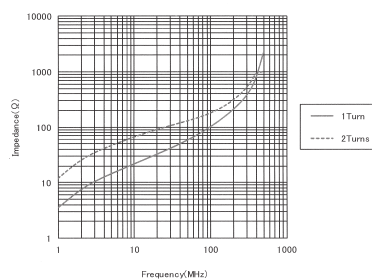
GTR-16-10-10



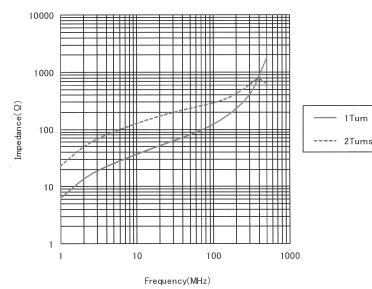
GTR-18-10-6



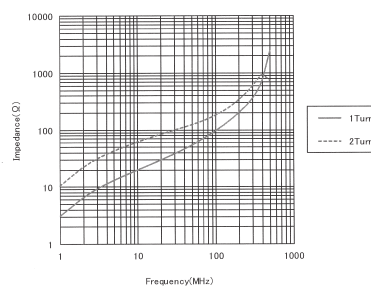
GTR-20-10-5



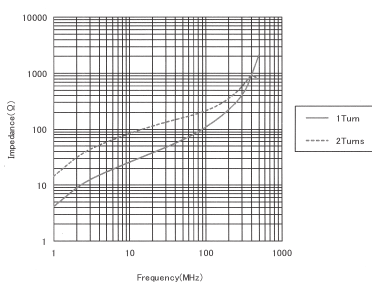
GTR-20-10-10



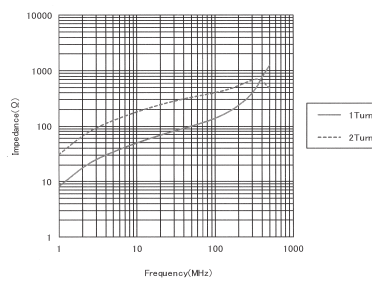
GTR-21-13-6



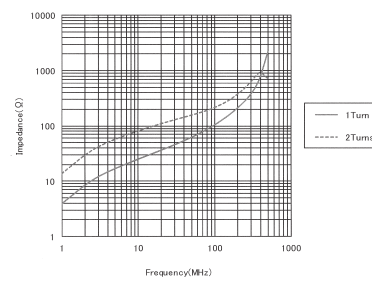
GTR-22-14-10



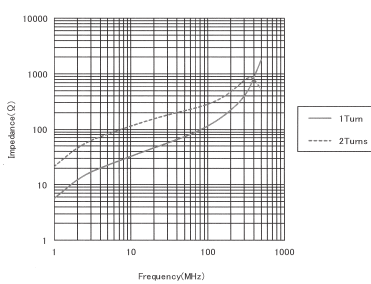
GTR-23-11-14



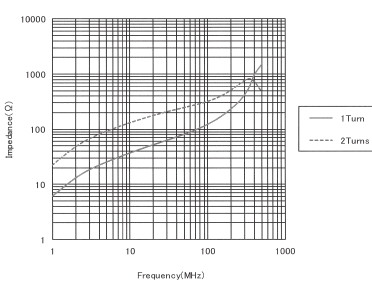
GTR-25-15-8



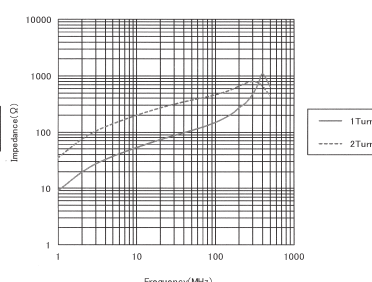
GTR-25-15-12



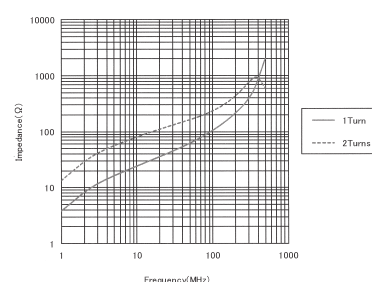
GTR-28-16-13



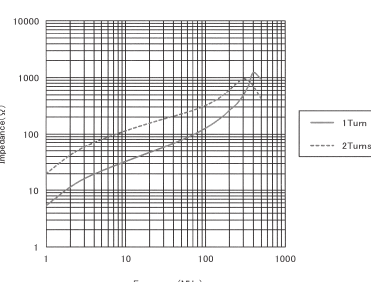
GTR-28-16-20



GTR-31-19-8



GTR-40-27-15



Test condition

Wire: AWG26 ϕ 0.5mm / Length 165 mm / 1 Turn / 2 Turns

RF Impedance Material Analyzer Agilent E4991A

● All specifications and characteristics shown herein are typical values, but are not guaranteed.
All specifications and characteristics shown herein are subject to change without notice for improvements or changes in specification.