


Heatsinks for PGA


- double-sided adhesive thermal conductive foil **WLF ...** → E 7
- **surface:** black anodised

art. no. ICK PGA 6 x 6 x 14 WLF ... 14 x 14		
art. no. ICK PGA 8 x 8 x 12 WLF ... 23 x 23		
art. no. ICK PGA 9 x 9 WLF ... 24 x 24		
art. no. ICK PGA 11 x 11 x 8 WLF ... 24 x 27		
art. no. ICK PGA 11 x 11 WLF ... 24 x 27		

<p>art. no.</p> <p>ICK PGA 11 x 11 x 12 WLF ... 24 x 27</p>		
<p>art. no.</p> <p>ICK PGA 14 x 14 WLF ... 31 x 34</p>		
<p>art. no.</p> <p>ICK PGA 14 x 14 x 10 WLF ... 35 x 35</p>		
<p>art. no.</p> <p>ICK PGA 14 x 14 x 14 WLF ... 35 x 35</p>		
<p>art. no.</p> <p>ICK PGA 14 x 14 x 12 WLF ... 36 x 36</p>		
<p>art. no.</p> <p>ICK PGA 15 x 15 WLF ... 37 x 37</p>		

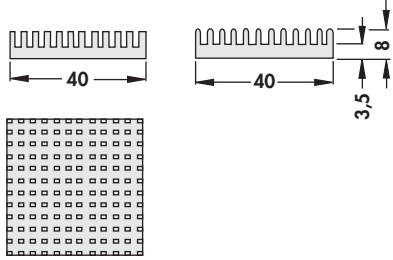
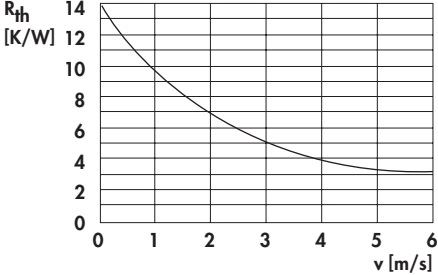
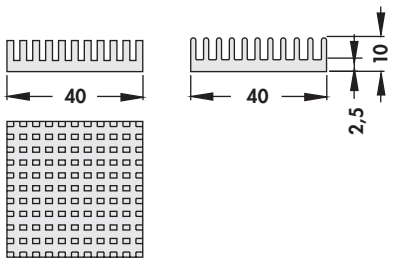
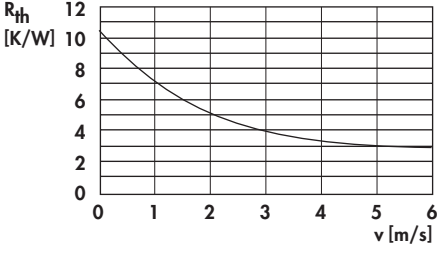
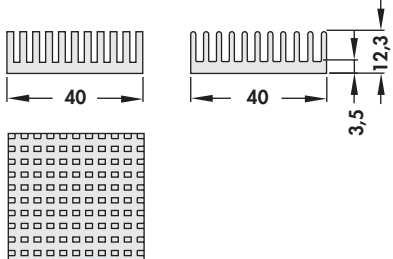
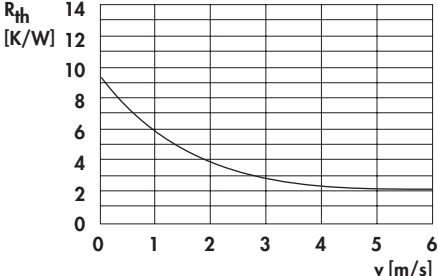
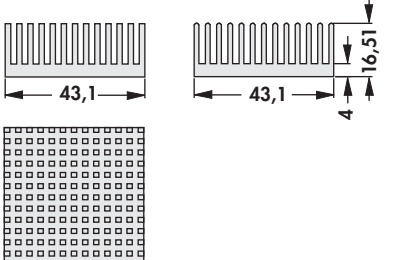
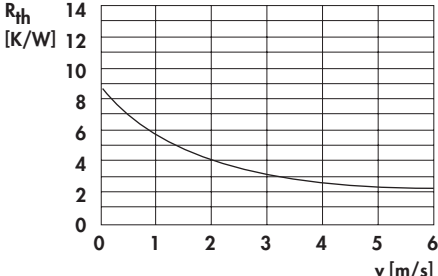
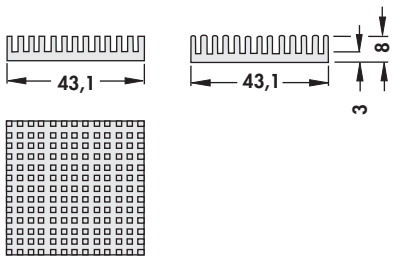
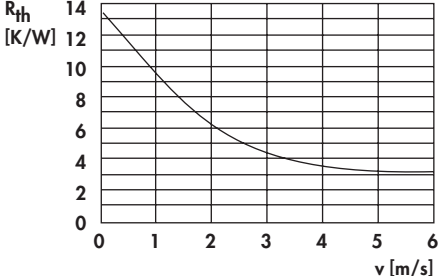
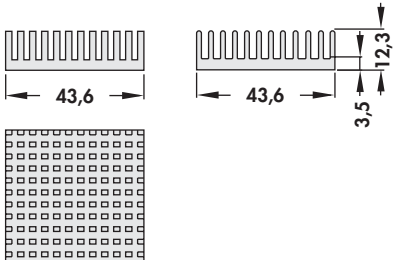
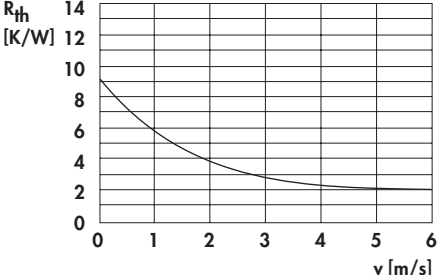
Mounts
Heatsinks for PLCC
Thermal conductive paste
Thermal conductive glue

→ E 42 – 46
→ B 44
→ E 19 – 22
→ E 21 – 22

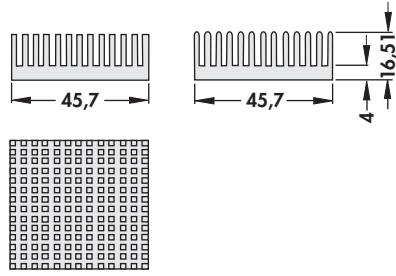
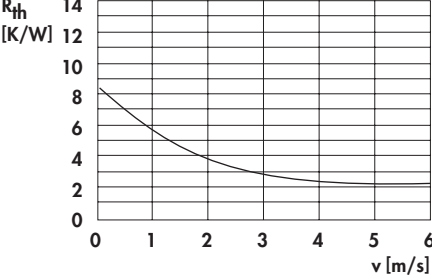
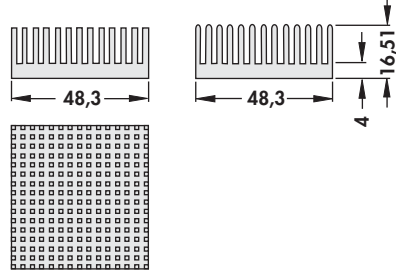
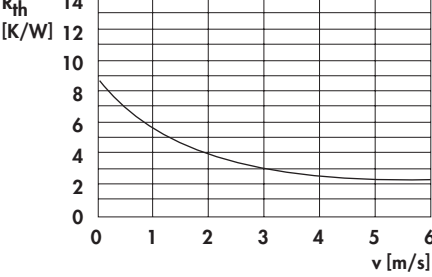
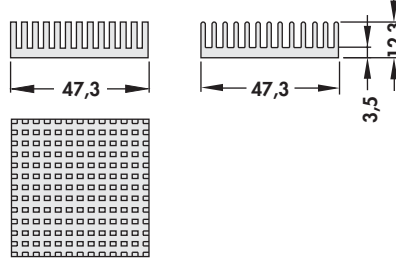
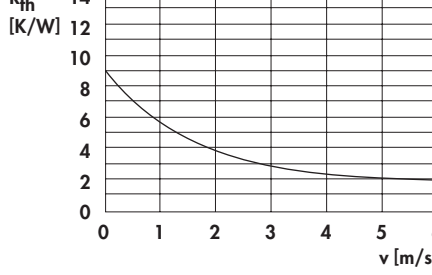
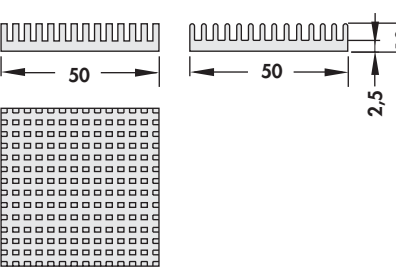
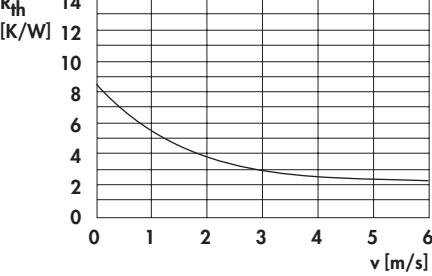
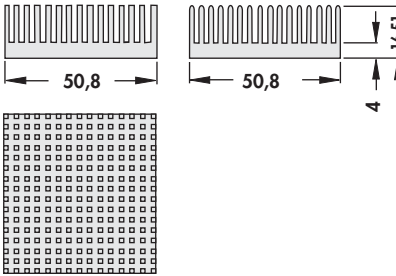
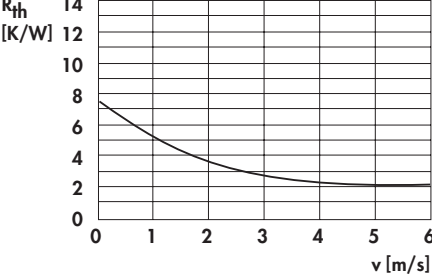
Pin heatsinks for IC
SMD-heatsinks
Heatsinks for PGA
Technical introduction

→ B 21 – 25
→ B 45 – 46
→ B 11 – 16
→ A 2 – 7

Heatsinks for PGA

art. no. ICK PGA 16 x 16 x 8 WLF ... 40 x 40		
art. no. ICK PGA 16 x 16 x 10 WLF ... 40 x 40		
art. no. ICK PGA 16 x 16 x 12 WLF ... 40 x 40		
art. no. ICK PGA 17 x 17 WLF ... 43 x 43		
art. no. ICK PGA 17 x 17 x 8 WLF ... 43 x 43		
art. no. ICK PGA 17 x 17 x 12 WLF ... 43 x 43		

Heatsinks for PGA

<p>art. no.</p> <p>ICK PGA 18 x 18 WLF ... 45 x 45</p>		
<p>art. no.</p> <p>ICK PGA 19 x 19 WLF ... 48 x 48</p>		
<p>art. no.</p> <p>ICK PGA 19 x 19 x 12 WLF ... 47 x 47</p>		
<p>art. no.</p> <p>ICK PGA 20 x 20 x 10 WLF ... 48 x 48</p>		
<p>art. no.</p> <p>ICK PGA 20 x 20 WLF ... 50 x 50</p>		

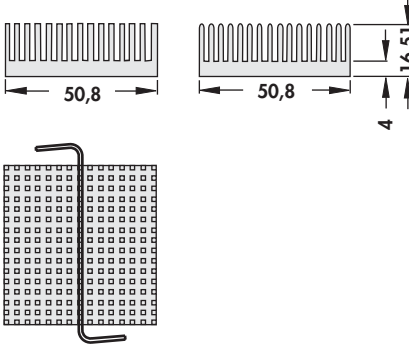
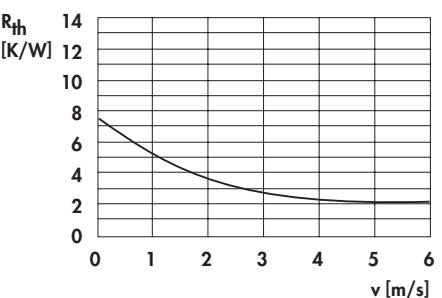
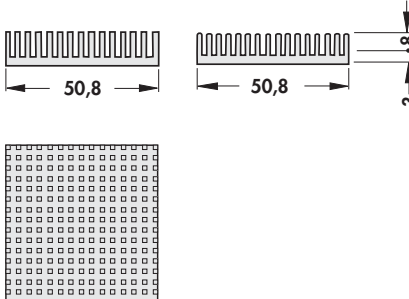
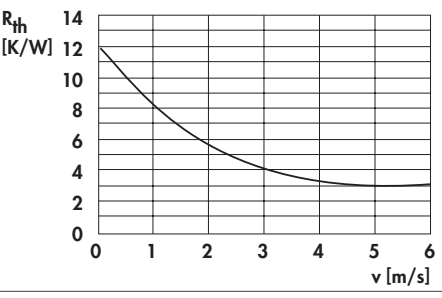
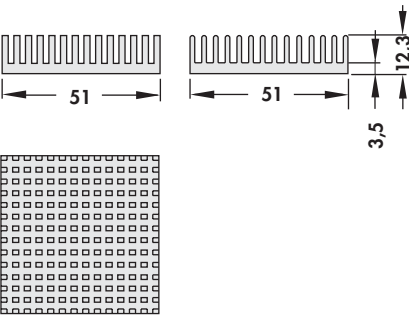
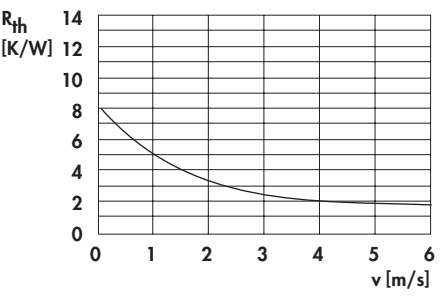
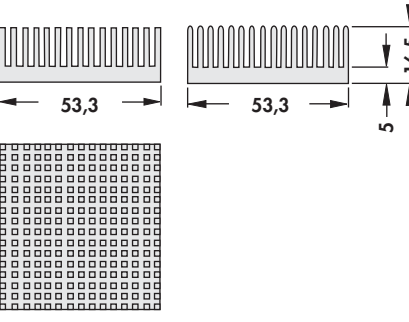
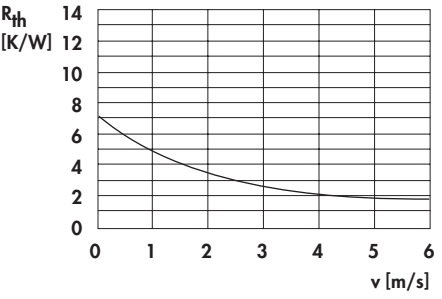
Mounts
Heatsinks for PLCC
Thermal conductive paste
Thermal conductive glue

→ E 42 – 46
→ B 44
→ E 19 – 22
→ E 21 – 22

Pin heatsinks for IC
SMD-heatsinks
Heatsinks for PGA
Technical introduction

→ B 21 – 25
→ B 45 – 46
→ B 11 – 16
→ A 2 – 7

Heatsinks for PGA

art. no. ICK PGA 20 x 20 K WLF ... 50 x 50	 <p>with fixing clamp for socket 7 and socket 370</p>	
art. no. ICK PGA 20 x 20 x 8 WLF ... 50 x 50		
art. no. ICK PGA 20 x 20 x 12 WLF ... 50 x 50		
art. no. ICK PGA 21 x 21 WLF ... 53 x 53		
art. no. ICK PGA 22 x 22 WLF ... 54 x 54	