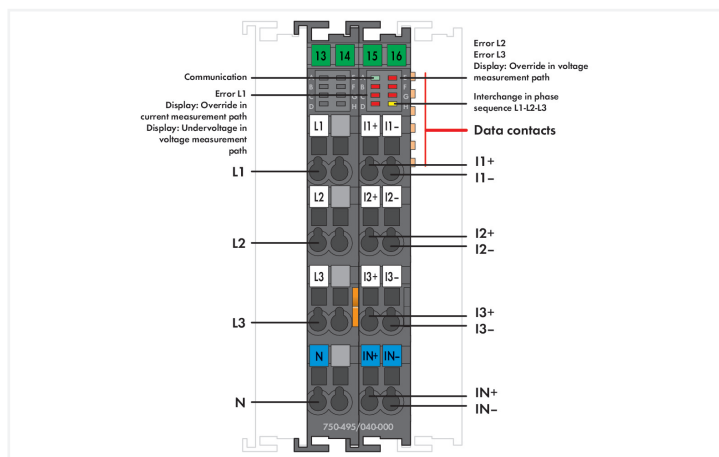
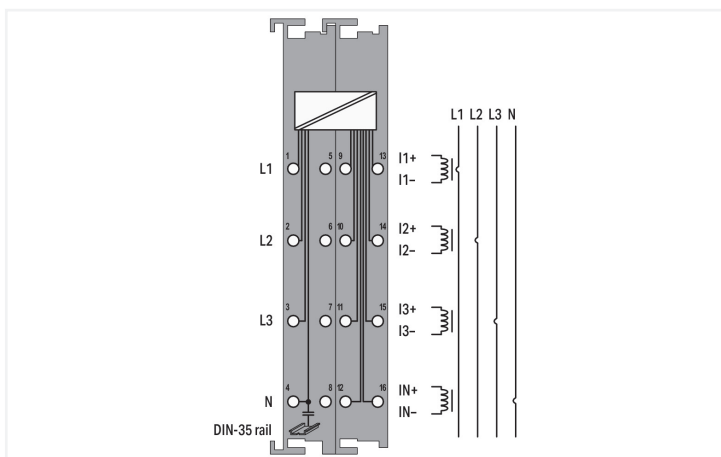
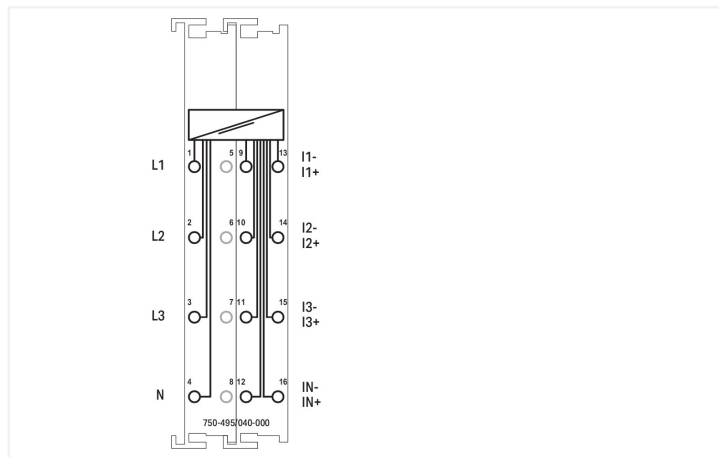




Color: ■ dark gray



The 750-495 3-Phase Power Measurement Module allows measurement of electrical data in a three-phase supply network. The voltage is measured via network connection to L1, L2, L3 and N. The current of the three phases is fed to IL1, IL2, IL3 and IN (two clamping points each +,-) via current transformers or via Rogowski coils for the 750-495/000-002 Module. The 3-phase power measurement module transmits all metrics (e.g., reactive/apparent/effective power, energy consumption, power factor, phase angle, frequency, over-/undervoltage) directly to the process image, without requiring high computing power from the controller. Both comprehensive metrics and harmonic analysis up to the 41st harmonic permit extensive network analysis via the fieldbus. These metrics enable the operator to optimize supply to a drive or machine, protecting the system from damage and failure. Insulation failures can be detected and prevented via current measurement performed in the neutral conductor. The four-quadrant display indicates the load type (inductive, capacitive) and whether it is an energy consumer or producer.

The device is ideal for operation in extreme environments thanks to:

- An extended temperature range
- Higher vibration and shock resistance

Technical data

Number of measurement inputs	7 (3 voltage measurement inputs, 4 differential current measurement inputs)
Signal type	Power measurement
Signal form	Sinusoidal signals (taking the cutoff frequency into account)
Resolution [bit]	24 bits
Data width	2 x 128-bit data; 2 x 64-bit control/status
Voltage path input resistance (typ.)	1429 kΩ
Current path input resistance (typ.)	22 mΩ
Reference for measurement error	AC current/voltage
Measurement error (reference temperature)	23 °C
Measurement error, deviation (max.) from the upper-range value	0.5 %
Measurement current (max.)	1 A
Measurement cycle time	Adjustable for the arithmetic mean value, min./max. values
Frequency range (mains frequency)	50/60 Hz

Technical data

Frequency range (harmonics analysis)	0 ... 3300 Hz
Limit frequency	15.9 kHz
Permissible common mains supply systems	Three-phase, four-wire system: max. 277/480 VAC; Three-phase, three-wire system: max. 600 VAC (UL)
Note on common mains supply systems	Under special conditions (see manual), U_{LL} up to 690 V are possible
Upper-range value for the measurement accuracy	400/690 V
Calculated values	Line-to-line voltage, power output, energy, power factors, mains frequency, harmonic analysis (up to the 41st harmonic), THD
Measurement method	True RMS measurement
Supply voltage (system)	5 VDC; via data contacts
Current consumption (5 V system supply)	100 mA
Indicators	LED (A) green: Communication; LED (B-G) red: Error L1, Override in Current Measurement Path (display), Undervoltage in Voltage Measurement Path (display), Error L2, Error L3, Override in Voltage Measurement Path (display); LED (H) yellow: Interchange in Phase Sequence L1-L2-L3

Safety and protection

Measurement category per EN/UL 61010-2-030	CAT III up to 3,000 m; CAT II at 3,000 m ... 5,000 m	Test voltage	
		Test voltage	3.51 kVAC, 50/60 Hz, 1 min.
		Rated surge voltage	System/field side: 5.0 kV (EN 60870-2-1 / Class VW3) 6.4 kV (EN/UL 61010-1)

Insulation coordination per EN/UL 61010-2-201 with N connection

System voltage	≤ 300 V
Note on system voltage	The system voltage is derived from the line-to-neutral voltage for common MAINS supply systems.
Overvoltage category	III up to 3,000 m; II at 3,000 m ... 5,000 m
Insulation type	Reinforced insulation

Insulation coordination per EN/UL 61010-2-201 without N connection

System voltage	≤ 600 V
Note on system voltage	The neutral 'N' connector shall not be connected to ensure safe isolation. The system voltage is derived from the line-to-neutral voltage for common MAINS supply systems.
Overvoltage category	III up to 3,000 m; II at 3,000 m ... 5,000 m
Insulation type	Double insulation (Basic insulation and Supplementary Insulation by Impedance/current measurement transformer). Safe isolation for neighboring SELV/PELV modules must be maintained. User manual 750-495/040-00x, section "Isolation to Adjacent I/O Modules per EN/UL 61010 2-201" contains the types of insulation to neighboring modules. The 750-495/040-00x Power Measurement Module must not be attached directly to SELV/PELV modules without double or reinforced insulation. A 750-616/040-000 distance module must be attached at these conditions.

Connection data

Connection technology: inputs/outputs	12 x CAGE CLAMP®
Connection type 1	Inputs/outputs
Solid conductor	0.25 ... 2.5 mm ² / 24 ... 14 AWG
Fine-stranded conductor	0.25 ... 2.5 mm ² / 24 ... 14 AWG
Strip length	8 ... 9 mm / 0.31 ... 0.35 inches
Note (conductor cross-section)	Solid conductor: 20 ... 14 AWG (UL); Fine-stranded conductor: 20 ... 16 AWG (UL) These values refer exclusively to the mechanical connection capacity of the clamping points. When the applications/devices are operated in locations covered by UL, only solid conductor with 20 ... 14 AWG and fine-stranded conductor with 20 ... 16 AWG are permitted.

Physical data

Width	24 mm / 0.945 inches
Height	100 mm / 3.937 inches
Depth	67.8 mm / 2.669 inches
Depth from upper-edge of DIN-rail	60.6 mm / 2.386 inches

Mechanical data

Mounting type	DIN-35 rail
---------------	-------------

Material data

Color	dark gray
Housing material	Polycarbonate; polyamide 6.6
Fire load	1.997 MJ
Weight	92.5 g
Conformity marking	CE

Environmental requirements

Ambient temperature (operation)	-40 ... +70 °C
Ambient temperature (storage)	-40 ... +85 °C
Protection type	IP20
Pollution degree	2 per EN 60664-1
Operating altitude	without temperature derating: 0 ... 2000 m; with temperature derating: 2000 ... 5000 m (0.5 K/100 m); 5000 m (max.)
Mounting position	horizontal left, horizontal up, vertical top and vertical bottom
Relative humidity (without condensation)	95 %
Relative humidity (with condensation)	Short-term condensation per Class 3K7/IEC EN 60721-3-3 and E-DIN 40046-721-3 (except for wind-driven precipitation, water and ice formation)
Vibration resistance	per IEC 60068-2-6 (acceleration: 5g), EN 60870-2-2, IEC 60721-3-1, -3, EN 50155; EN 61373
Shock resistance	per IEC 60068-2-27 (15g/11 ms/half-sine/1,000 shocks; 25g/6 ms/1,000 shocks), EN 50155, EN 61373
EMC immunity to interference	per EN 61000-6-1, -2; EN 61131-2; marine applications; EN 50121-3-2; EN 50121-4, -5; EN 60255-26; EN 60870-2-1; EN 61850-3; IEC 61000-6-5; IEEE 1613; VDEW: 1994
EMC emission of interference	per EN 61000-6-3, -4, EN 61131-2, EN 60255-26, marine applications, EN 60870-2-1, EN 61850-3, EN 50121-3-2, EN 50121-4, -5
Exposure to pollutants	per IEC 60068-2-42 and IEC 60068-2-43
Permissible H ₂ S contaminant concentration at a relative humidity 75 %	10 ppm
Permissible SO ₂ contaminant concentration at a relative humidity 75 %	25 ppm

Commercial data

eCl@ss 10.0	27-24-26-05
eCl@ss 9.0	27-24-26-05
ETIM 8.0	EC001601
ETIM 7.0	EC001601
PU (SPU)	1 pcs
Packaging type	Box
Country of origin	DE
Customs tariff number	85389099990

Environmental Product Compliance

CAS-No.	1303-86-2 1317-36-8 7439-92-1
REACH Candidate List Substance	Diboron trioxide Lead Lead monoxide Perfluorobutane sulfonic acid (PFBS) and its salts
RoHS Compliance Status	Compliant,With Exemption
RoHS Exemption	6(c) 7(a) 7(c)-I 7(c)-II
SCIP notification number (Austria)	0df6a734-f4e1-45f3-a68f-f2b7dcbdd03a0
SCIP notification number (Belgium)	f214f6a2-5007-4b27-8c89-4b3ef6a43432
SCIP notification number (Bulgaria)	701159b4-745b-44b9-882b-d50b4aa7c18e
SCIP notification number (Czech Republic)	75213d11-8329-4dfe-a468-10b705906b19
SCIP notification number (Denmark)	bab3aea0-91d8-47a6-a278-77513011d02f
SCIP notification number (Finland)	adb4f485-9c88-47aa-a777-6734648cdf6a
SCIP notification number (France)	02d4841f-ec40-40ad-aa3c-120fac3dd1aa
SCIP notification number (Germany)	3eda269c-b499-4de4-a9e2-8a21987e5790
SCIP notification number (Hungary)	8bb2d321-40a4-4ba0-8ee7-98f8fea8ce1b
SCIP notification number (Italy)	e41a8af2-c25f-46b6-bff9-d844cc8e7e00
SCIP notification number (Netherlands)	219692f9-21a7-49de-8f86-101b137183e2
SCIP notification number (Poland)	3972c3cc-f52e-4626-a688-f62d1d0418dd
SCIP notification number (Romania)	1b6d4555-cd6e-4615-95d2-ada8e91e462d
SCIP notification number (Sweden)	6c8de6be-3132-4a41-b4b0-5b407871c00a

Approvals / Certificates


General approvals **Declarations of conformity and manufacturer's declarations**



Approval	Standard	Certificate Name
EAC Brjansker Zertifizierungs- stelle	TP TC 020/2011	EAC RU C-DE.AM02. B.00087/19
EAC Brjansker Zertifizierungs- stelle	TP TC 004/2011	EAC RU C-DE.AM02. B.00088_19
KC National Radio Research Agency	Article 58-2, Clause 3	MSIP-REM-W43-AIM750


Approval	Standard	Certificate Name
EU-Declaration of Confor- mity WAGO GmbH & Co. KG	-	-
UK-Declaration of Confor- mity WAGO GmbH & Co. KG	-	-

Approvals for marine applications



Approval	Standard	Certificate Name
ABS American Bureau of Ship- ping	-	22-2208829-PDA
DNV DNV GL SE	-	TAA00000Y7
LR Lloyds Register	-	LR22276776TA
PRS Polski Rejestr Statków	-	TE/2215/880590/18
RINA RINA Germany GmbH	-	ELE343521XG001

Approvals for hazardous areas



Approval	Standard	Certificate Name
ATEX TUEV Nord Cert GmbH	EN 60079-0	TUEV 17 ATEX 193969X (II 3 G Ex ec IIC T4 Gc)
CCC CNEX	CNCA-C23-01	2020312310000214 (Ex ec IIC T4 Gc)
EAC Brjansker Zertifizierungs- stelle	TP TC 012/2011	EAC RU C-DE.AM02. B.00163/19 (2Ex e IIC T4 Gc X)
IECEX TUEV Nord Cert GmbH	IEC 60079-0	IECEX TUN 16.0046X (Ex ec IIC T4 Gc)
UKEx WAGO GmbH & Co. KG	EN 60079-0	UKCA_WA GO22UKEX005X_ec

Approvals for hazardous areas

UL Underwriters Laboratories Inc. (HAZARDOUS LOCA- TIONS)	-	E198726
--	---	---------

Downloads

Environmental Product Compliance

Compliance Search

Environmental Product Compliance 750-495/040-000	↓
--	-------------------

Documentation

Manual

Product Manual 3-Phase Power Measurement Module /XTR	V 1.3.0 06.04.2023	pdf 19361.25 KB	↓
--	-----------------------	--------------------	-------------------

System Description

Overview on WAGO-I/O-SYSTEM 750 approvals		pdf 770.48 KB	↓
750 XTR Series I/O-System – General Product Information		pdf 726.09 KB	↓

Bid Text

750-495/040-000	19.02.2019	xml 8.91 KB	↓
750-495/040-000	23.10.2015	doc 37.00 KB	↓

Instruction Leaflet

CCC Ex (Additional information)	26.04.2023	pdf 144.58 KB	↓
---------------------------------	------------	------------------	-------------------

CAD/CAE-Data

CAD data

2D/3D Models 750-495/040-000	↓
---------------------------------	-------------------

CAE data

EPLAN Data Portal 750-495/040-000	↓
WSCAD Universe 750-495/040-000	↓
ZUKEN Portal 750-495/040-000	↓

Libraries

Library

Function block description PowerMeasurement_495_02.lib	2.1.0 23.01.2017	zip 1579.43 KB	↓
--	---------------------	-------------------	-------------------

1 Compatible Products

1.1 Optional Accessories

1.1.1 Current transformer

1.1.1.1 Current transformer terminal block



Item No.: 2007-8874

Compact terminal block; for current and voltage transformers; 6,00 mm²; multicoloured

Item No.: 2007-8877

Compact terminal block; for current transformer circuit; 6,00 mm²; multicoloured

1.1.1.2 Plug-in current transformer



Item No.: 855-1700/032-000

Plug-in current transformer; Primary rated current: 32 A; Secondary rated current: 320 mA



Item No.: 855-301/100-201

Plug-in current transformer; Primary rated current: 100 A; Secondary rated current: 1 A; Rated power: 2.5 VA; Accuracy class: 1



Item No.: 855-501/1000-1001

Plug-in current transformer; Primary rated current: 1000 A; Secondary rated current: 1 A; Rated power: 10 VA; Accuracy class: 1



Item No.: 855-801/1000-1001

Plug-in current transformer; Primary rated current: 1000 A; Secondary rated current: 1 A; Rated power: 10 VA; Accuracy class: 1



Item No.: 855-301/150-501

Plug-in current transformer; Primary rated current: 150 A; Secondary rated current: 1 A; Rated power: 5 VA; Accuracy class: 1



Item No.: 855-601/1500-501

Plug-in current transformer; Primary rated current: 1500 A; Secondary rated current: 1 A; Rated power: 5 VA; Accuracy class: 1



Item No.: 855-301/200-501

Plug-in current transformer; Primary rated current: 200 A; Secondary rated current: 1 A; Rated power: 5 VA; Accuracy class: 1



Item No.: 855-801/2000-1001

Plug-in current transformer; Primary rated current: 2000 A; Secondary rated current: 1 A; Rated power: 10 VA; Accuracy class: 1



Item No.: 855-301/250-501

Plug-in current transformer; Primary rated current: 250 A; Secondary rated current: 1 A; Rated power: 5 VA; Accuracy class: 1



Item No.: 855-401/250-501

Plug-in current transformer; Primary rated current: 250 A; Secondary rated current: 1 A; Rated power: 5 VA; Accuracy class: 1



Item No.: 855-1001/2500-1001

Plug-in current transformer; Primary rated current: 2500 A; Secondary rated current: 1 A; Rated power: 10 VA; Accuracy class: 1



Item No.: 855-2701/035-001

Plug-in current transformer; Primary rated current: 35 A; Secondary rated current: 1 A; Rated power: 0.2 VA; Accuracy class: 1



Item No.: 855-301/400-1001

Plug-in current transformer; Primary rated current: 400 A; Secondary rated current: 1 A; Rated power: 10 VA; Accuracy class: 1



Item No.: 855-501/400-1001

Plug-in current transformer; Primary rated current: 400 A; Secondary rated current: 1 A; Rated power: 10 VA; Accuracy class: 1



Item No.: 855-401/400-501

Plug-in current transformer; Primary rated current: 400 A; Secondary rated current: 1 A; Rated power: 5 VA; Accuracy class: 1



Item No.: 855-301/050-103

Plug-in current transformer; Primary rated current: 50 A; Secondary rated current: 1 A; Rated power: 1.25 VA; Accuracy class: 3



Item No.: 855-301/060-101

Plug-in current transformer; Primary rated current: 60 A; Secondary rated current: 1 A; Rated power: 1.25 VA; Accuracy class: 1



Item No.: 855-301/600-1001

Plug-in current transformer; Primary rated current: 600 A; Secondary rated current: 1 A; Rated power: 10 VA; Accuracy class: 1



Item No.: 855-401/600-501

Plug-in current transformer; Primary rated current: 600 A; Secondary rated current: 1 A; Rated power: 10 VA; Accuracy class: 1



Item No.: 855-501/600-1001

Plug-in current transformer; Primary rated current: 600 A; Secondary rated current: 1 A; Rated power: 10 VA; Accuracy class: 1



Item No.: 855-2701/064-001

Plug-in current transformer; Primary rated current: 64 A; Secondary rated current: 1 A; Rated power: 0.2 VA; Accuracy class: 1



Item No.: 855-301/075-201

Plug-in current transformer; Primary rated current: 75 A; Secondary rated current: 1 A; Rated power: 2.5 VA; Accuracy class: 1



Item No.: 855-501/800-1001

Plug-in current transformer; Primary rated current: 800 A; Secondary rated current: 1 A; Rated power: 10 VA; Accuracy class: 1

1.1.1.3 Split-core current transformer



Item No.: 855-4001/100-001
Split-core current transformer; Primary rated current: 100 A; Secondary rated current: 1 A; Rated power: 0.2 VA; Accuracy class: 1; Cable length: 3 m



Item No.: 855-3001/100-003
Split-core current transformer; Primary rated current: 100 A; Secondary rated current: 1 A; Rated power: 0.2 VA; Accuracy class: 3; Cable length: 3 m



Item No.: 855-5001/1000-000
Split-core current transformer; Primary rated current: 1000 A; Secondary rated current: 1 A; Rated power: 0.5 VA; Accuracy class: 0.5; Cable length: 5 m



Item No.: 855-5101/1000-000
Split-core current transformer; Primary rated current: 1000 A; Secondary rated current: 1 A; Rated power: 0.5 VA; Accuracy class: 0.5; Cable length: 5 m



Item No.: 855-4001/150-001
Split-core current transformer; Primary rated current: 150 A; Secondary rated current: 1 A; Rated power: 0.2 VA; Accuracy class: 1; Cable length: 3 m



Item No.: 855-4001/200-001
Split-core current transformer; Primary rated current: 200 A; Secondary rated current: 1 A; Rated power: 0.2 VA; Accuracy class: 0.5; Cable length: 3 m



Item No.: 855-3001/200-001
Split-core current transformer; Primary rated current: 200 A; Secondary rated current: 1 A; Rated power: 0.2 VA; Accuracy class: 1; Cable length: 3 m



Item No.: 855-4101/200-001
Split-core current transformer; Primary rated current: 200 A; Secondary rated current: 1 A; Rated power: 0.2 VA; Accuracy class: 1; Cable length: 3 m



Item No.: 855-3001/250-001
Split-core current transformer; Primary rated current: 250 A; Secondary rated current: 1 A; Rated power: 0.2 VA; Accuracy class: 1; Cable length: 3 m



Item No.: 855-4101/250-001
Split-core current transformer; Primary rated current: 250 A; Secondary rated current: 1 A; Rated power: 0.2 VA; Accuracy class: 1; Cable length: 3 m



Item No.: 855-5001/250-001
Split-core current transformer; Primary rated current: 250 A; Secondary rated current: 1 A; Rated power: 0.5 VA; Accuracy class: 1; Cable length: 5 m



Item No.: 855-4101/400-001
Split-core current transformer; Primary rated current: 400 A; Secondary rated current: 1 A; Rated power: 0.2 VA; Accuracy class: 1; Cable length: 3 m



Item No.: 855-5001/400-000
Split-core current transformer; Primary rated current: 400 A; Secondary rated current: 1 A; Rated power: 0.5 VA; Accuracy class: 0.5; Cable length: 5 m



Item No.: 855-3001/060-003
Split-core current transformer; Primary rated current: 60 A; Secondary rated current: 1 A; Rated power: 0.2 VA; Accuracy class: 3; Cable length: 3 m



Item No.: 855-5001/600-000
Split-core current transformer; Primary rated current: 600 A; Secondary rated current: 1 A; Rated power: 0.5 VA; Accuracy class: 0.5; Cable length: 5 m

1.1.2 DIN-rail

1.1.2.1 Mounting accessories



Item No.: 210-196
Aluminum carrier rail; 35 x 8.2 mm; 1.6 mm thick; 2 m long; unslotted; similar to EN 60715; silver-colored



Item No.: 210-198
Copper carrier rail; 35 x 15 mm; 2.3 mm thick; 2 m long; unslotted; according to EN 60715; copper-colored



Item No.: 210-508
Steel carrier rail; 35 x 15 mm; 1.5 mm thick; 2 m long; slotted; galvanized; similar to EN 60715; silver-colored



Item No.: 210-197
Steel carrier rail; 35 x 15 mm; 1.5 mm thick; 2 m long; slotted; similar to EN 60715; silver-colored



Item No.: 210-506
Steel carrier rail; 35 x 15 mm; 1.5 mm thick; 2 m long; unslotted; galvanized; similar to EN 60715; silver-colored



Item No.: 210-114
Steel carrier rail; 35 x 15 mm; 1.5 mm thick; 2 m long; unslotted; similar to EN 60715; silver-colored



Item No.: 210-118
Steel carrier rail; 35 x 15 mm; 2.3 mm thick; 2 m long; unslotted; according to EN 60715; silver-colored



Item No.: 210-115
Steel carrier rail; 35 x 7.5 mm; 1 mm thick; 2 m long; slotted; according to EN 60715; "Hole width 18 mm; silver-colored



Item No.: 210-112
Steel carrier rail; 35 x 7.5 mm; 1 mm thick; 2 m long; slotted; according to EN 60715; "Hole width 25 mm; silver-colored



Item No.: 210-504
Steel carrier rail; 35 x 7.5 mm; 1 mm thick; 2 m long; slotted; galvanized; according to EN 60715; silver-colored



Item No.: 210-113
Steel carrier rail; 35 x 7.5 mm; 1 mm thick; 2 m long; unslotted; according to EN 60715; silver-colored



Item No.: 210-505
Steel carrier rail; 35 x 7.5 mm; 1 mm thick; 2 m long; unslotted; galvanized; according to EN 60715; silver-colored

1.1.3 Marking

1.1.3.1 Group marker carrier



Item No.: 750-107
Group marker carrier

1.1.3.2 Marker

Item No.: 2009-145/000-006

Mini-WSB Inline; for Smart Printer; 1700 pieces on roll; stretchable 5 - 5.2 mm; plain; snap-on type; blue

Item No.: 2009-145/000-007

Mini-WSB Inline; for Smart Printer; 1700 pieces on roll; stretchable 5 - 5.2 mm; plain; snap-on type; gray

Item No.: 2009-145/000-023

Mini-WSB Inline; for Smart Printer; 1700 pieces on roll; stretchable 5 - 5.2 mm; plain; snap-on type; green

Item No.: 2009-145/000-012

Mini-WSB Inline; for Smart Printer; 1700 pieces on roll; stretchable 5 - 5.2 mm; plain; snap-on type; orange

Item No.: 2009-145/000-005

Mini-WSB Inline; for Smart Printer; 1700 pieces on roll; stretchable 5 - 5.2 mm; plain; snap-on type; red

Item No.: 2009-145/000-024

Mini-WSB Inline; for Smart Printer; 1700 pieces on roll; stretchable 5 - 5.2 mm; plain; snap-on type; violet

Item No.: 2009-145

Mini-WSB Inline; for Smart Printer; 1700 pieces on roll; stretchable 5 - 5.2 mm; plain; snap-on type; white

Item No.: 2009-145/000-002

Mini-WSB Inline; for Smart Printer; 1700 pieces on roll; stretchable 5 - 5.2 mm; plain; snap-on type; yellow



Item No.: 248-501/000-006

Mini-WSB marking card; as card; not stretchable; plain; snap-on type; blue

Item No.: 248-501/000-007

Mini-WSB marking card; as card; not stretchable; plain; snap-on type; gray

Item No.: 248-501/000-023

Mini-WSB marking card; as card; not stretchable; plain; snap-on type; green

Item No.: 248-501/000-017

Mini-WSB marking card; as card; not stretchable; plain; snap-on type; light green



Item No.: 248-501/000-012

Mini-WSB marking card; as card; not stretchable; plain; snap-on type; orange

Item No.: 248-501/000-005

Mini-WSB marking card; as card; not stretchable; plain; snap-on type; red

Item No.: 248-501/000-024

Mini-WSB marking card; as card; not stretchable; plain; snap-on type; violet

Item No.: 248-501

Mini-WSB marking card; as card; not stretchable; plain; snap-on type; white



Item No.: 248-501/000-002

Mini-WSB marking card; as card; not stretchable; plain; snap-on type; yellow

1.1.3.3 Marker carrier



Item No.: 750-103

Group marker carrier

1.1.4 Potential distribution

1.1.4.1 Current and voltage tap



Item No.: 855-951/250-000

Current and voltage tap up to 95 mm²; Primary rated current: 250 A; Secondary rated current: 1 A; Rated power: 0.2 VA; Accuracy class: 0.5; fused

1.1.5 Power tap

1.1.5.1 Power tap



Item No.: 855-8003

Power tap; with fuse; 10 mm² (8 AWG) - 16 mm² (6 AWG); Phase



Item No.: 855-8001

Power tap; with fuse; 2,5 mm² (12 AWG) - 6 mm² (10 AWG); Phase



Item No.: 855-8004

Power tap; without fuse; 10 mm² (8 AWG) - 16 mm² (6 AWG); N-conductor



Item No.: 855-8002

Power tap; without fuse; 2,5 mm² (12 AWG) - 6 mm² (10 AWG); N-conductor

1.1.6 Shield termination

1.1.6.1 Shield clamping saddles



Item No.: 790-108

Shield clamping saddle; 11 mm wide; diameter of compatible conductor; 3 ... 8 mm



Item No.: 790-208

Shield clamping saddle; 12.4 mm wide; 3 ... 8 mm



Item No.: 790-116

Shield clamping saddle; 19 mm wide; diameter of compatible conductor; 7 ... 16 mm



Item No.: 790-216

Shield clamping saddle; 21.8 mm wide; 6 ... 16 mm



Item No.: 790-124

Shield clamping saddle; 27 mm wide; diameter of compatible conductor; 6 ... 24 mm



Item No.: 790-220

Shield clamping saddle; 30 mm wide; 6 ... 20 mm



Item No.: 790-140

Shield clamping saddle; diameter of compatible conductor

1.1.7 System enclosure

1.1.7.1 System enclosure



Item No.: 850-825

IP65 enclosure; Aluminium (RAL 7032); WxHxD (160x100x160 mm); 9 x M12, 4 x M20



Item No.: 850-826

IP65 enclosure; Aluminium (RAL 7032); WxHxD (240x100x160 mm); 4 x M20, 4 x M16, 14 x M12 cable grip



Item No.: 850-827

IP65 enclosure; Aluminium (RAL 7032); WxHxD (320x100x160 mm); 4 x M20, 8 x M16, 17 x M12 cable grip



Item No.: 850-828

IP65 enclosure; Aluminium (RAL 7032); WxHxD (480x100x160 mm); 4 x M20, 10 x M16, 35 x M12 cable grip



Item No.: 850-826/002-000

IP65 enclosure; Aluminium (RAL 7035); WxHxD (240x100x160 mm); 4 x M20, 4 x M16, 14 x M12 cable grip



Item No.: 850-827/002-000

IP65 enclosure; Aluminium (RAL 7035); WxHxD (320x100x160 mm); 4 x M20, 8 x M16, 17 x M12 cable grip



Item No.: 850-828/002-000

IP65 enclosure; Aluminium (RAL 7035); WxHxD (480x100x160 mm); 4 x M20, 10 x M16, 35 x M12 cable grip



Item No.: 850-834

IP65 enclosure; Polyester (RAL 7032); WxHxD (164x100x164 mm); 9 x M12, 4 x M20



Item No.: 850-835

IP65 enclosure; Polyester (RAL 7032); WxHxD (244x100x164 mm); 4 x M20, 4 x M16, 14 x M12 cable grip



Item No.: 850-836

IP65 enclosure; Polyester (RAL 7032); WxHxD (324x100x164 mm); 4 x M20, 8 x M16, 17 x M12 cable grip



Item No.: 850-814/002-000

IP65 enclosure; Sheet steel (RAL 7035); WxHxD (200x120x200 mm); without flange plate



Item No.: 850-815/002-000

IP65 enclosure; Sheet steel (RAL 7035); WxHxD (300x120x200 mm); without flange plate



Item No.: 850-816/002-000

IP65 enclosure; Sheet steel (RAL 7035); WxHxD (400x120x200 mm); without flange plate



Item No.: 850-817/002-000

IP65 enclosure; Sheet steel (RAL 7035); WxHxD (600x120x200 mm); without flange plate