

# ELR H5-I-SC- 24DC/500AC-2-SP - Hybrid motor starter



2901063

<https://www.phoenixcontact.com/gb/products/2901063>

Please be informed that the data shown in this PDF document is generated from our online catalog. Please find the complete data in the user documentation. Our general terms of use for downloads are valid.



Hybrid motor starter for reversing 3~ AC motors up to 550 V AC, with 24 V DC input, 2.4 A output current, adjustable overload shutdown, class 10 tripping characteristics, and with no underload detection.

## Your advantages

- 22.5 mm wide
- Reduction in wiring
- Long service life
- Space saving
- 3-phase loop bridges
- Adjustable current for bimetal function
- Low-wear switching

## Commercial data

Item number	2901063
Packing unit	1 pc
Minimum order quantity	1 pc
Sales key	DK7422
Product key	DK7422
GTIN	4046356577861
Weight per piece (including packing)	256 g
Weight per piece (excluding packing)	231 g
Customs tariff number	85371098
Country of origin	DE

# ELR H5-I-SC- 24DC/500AC-2-SP - Hybrid motor starter



2901063

<https://www.phoenixcontact.com/gb/products/2901063>

## Technical data

### Product properties

Product type	Hybrid motor starters
Product family	CONTACTRON
Operating mode	100% operating factor

### Electrical properties

Number of phases	3
Motor starter type	Reversing starter
Switching frequency	≤ 2 Hz (Load-dependent)
Switching frequency	≤ 2 Hz (Load-dependent)
Maximum power dissipation	3.3 W
Minimum power dissipation	1.1 W
Coordination type	1

### Supply

Rated control circuit supply voltage $U_S$	24 V DC
Control supply voltage range	19.2 V DC ... 30 V DC
Rated control supply current $I_S$	40 mA
Protective circuit	Surge protection
	Reverse polarity protection

### Insulation characteristics

Rated insulation voltage	500 V
Rated surge voltage	6 kV
Overvoltage category	III
Degree of pollution	2
Insulation characteristics between the control input and control supply voltage, and auxiliary circuit to the main circuit	Safe isolation (IEC 60947-1) at operating voltage ≤ 300 V AC
	Basic insulation (IEC 60947-1) at operating voltage 300 V AC ... 500 V AC
Isolation characteristics between the control input and control supply voltage to auxiliary circuit	Safe isolation (IEC 60947-1) in the auxiliary circuit ≤ 300 V AC

### Input data

#### Control

Input name	Control input right/left
Rated actuating voltage $U_C$	24 V DC
Triggering voltage range	19.2 V DC ... 30 V DC
Rated actuating current $I_C$	5 mA (Input type 1)
Switching threshold	9.6 V ("0" signal)
	19.2 V ("1" signal)
Typical turn-off time	< 30 ms
Protective circuit	Reverse polarity protection

# ELR H5-I-SC- 24DC/500AC-2-SP - Hybrid motor starter



2901063

<https://www.phoenixcontact.com/gb/products/2901063>

## Output data

### AC output

Rated operating voltage $U_e$	500 V AC
Operating voltage range	42 V AC ... 550 V AC
Rated operating current $I_e$	2.4 A (AC-51) 2.4 A (AC-53a)
Mains frequency	50/60 Hz
Load current range	180 mA ... 2.4 A (see to derating)
Trigger characteristic in acc. with IEC 60947-4-2	Class 10
Cooling time	20 min (for auto reset)
Leakage current	0 mA
Protective circuit	Surge protection

### Acknowledge output

Note	Confirmation: floating change-over contact, signal contact
Switching capacity in accordance with IEC 60947-5-1	3 A (230 V, AC15) 2 A (24 V (DC13))

## Connection data

### Control circuits

Connection method	Screw connection
Stripping length	8 mm
Screw thread	M3
Conductor cross section rigid	0.2 mm <sup>2</sup> ... 2.5 mm <sup>2</sup>
Conductor cross section flexible	0.2 mm <sup>2</sup> ... 2.5 mm <sup>2</sup>
Conductor cross section AWG	24 ... 14
Tightening torque	0.5 Nm ... 0.6 Nm 5 lb <sub>f</sub> -in. ... 7 lb <sub>f</sub> -in.

### Load circuit

Connection method	Screw connection
Stripping length	8 mm
Screw thread	M3
Conductor cross section rigid	0.2 mm <sup>2</sup> ... 2.5 mm <sup>2</sup>
Conductor cross section flexible	0.2 mm <sup>2</sup> ... 2.5 mm <sup>2</sup>
Conductor cross section AWG	24 ... 14
Tightening torque	0.5 Nm ... 0.6 Nm 5 lb <sub>f</sub> -in. ... 7 lb <sub>f</sub> -in.

## Signaling

Status display	LED (yellow)
Operating voltage display	Green LED
Error indication	Red LED

# ELR H5-I-SC- 24DC/500AC-2-SP - Hybrid motor starter



2901063

<https://www.phoenixcontact.com/gb/products/2901063>

## Dimensions

Width	22.5 mm
Height	107 mm
Depth	114 mm

## Material specifications

Flammability rating according to UL 94	V0 (Housing)
--	--------------

## Environmental and real-life conditions

### Ambient conditions

Degree of protection	IP20
Ambient temperature (operation)	-25 °C ... 70 °C (observe derating)
Ambient temperature (storage/transport)	-40 °C ... 80 °C
Altitude	≤ 2000 m

## Approvals

### UKCA

Certificate	UKCA-compliant
-------------	----------------

### UL approval

Certificate	NLDX.E228652
-------------	--------------

### UL data

SCCR	100 kA (500 V AC (fuse: 30 A class CC/30 A class J (high fault)))
	5 kA (500 V AC (fuse: 20 A RK5 (standard fault)))
FLA	2.4 A (500 V AC)
Group installation	20 A (class RK5, SCCR 5kA, #24 - 14 AWG max. solid and stranded)
	30 A (class CC or J, SCCR 100kA, #24 - 14 AWG max, solid and stranded)
Category code	NLDX / NRNT

## Standards and regulations

### Standards/regulations

Standards/regulations	IEC 60947-1
	IEC 60947-1
	IEC 61508
	ISO 13849

## Mounting

Mounting type	DIN rail mounting
Assembly note	alignable, for spacing see derating
Mounting position	vertical (horizontal DIN rail, motor output below)

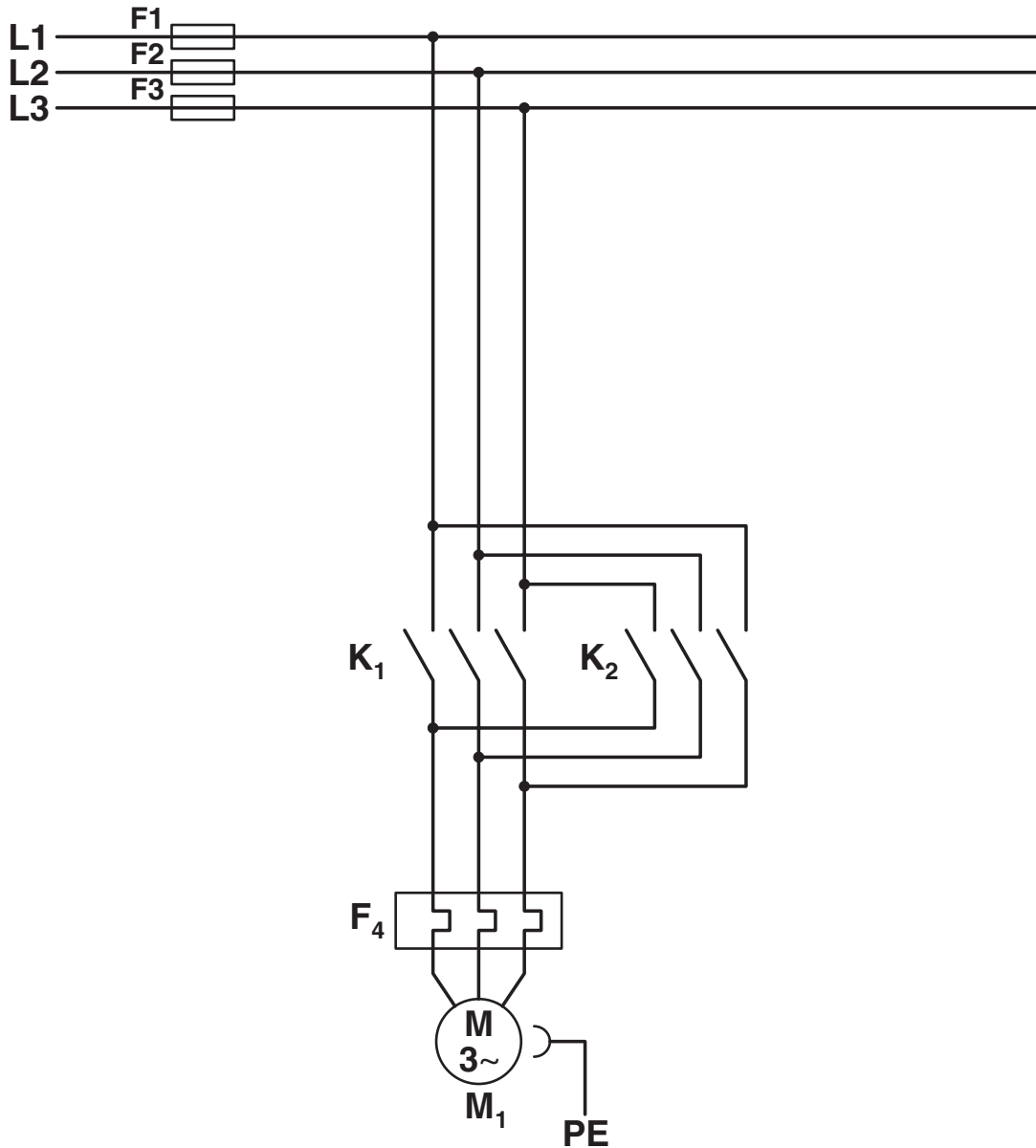
# ELR H5-I-SC- 24DC/500AC-2-SP - Hybrid motor starter

2901063

<https://www.phoenixcontact.com/gb/products/2901063>

## Drawings

Circuit diagram



### Conventional structure

Main current path contactor

K1 = Left contactor

K2 = Right contactor

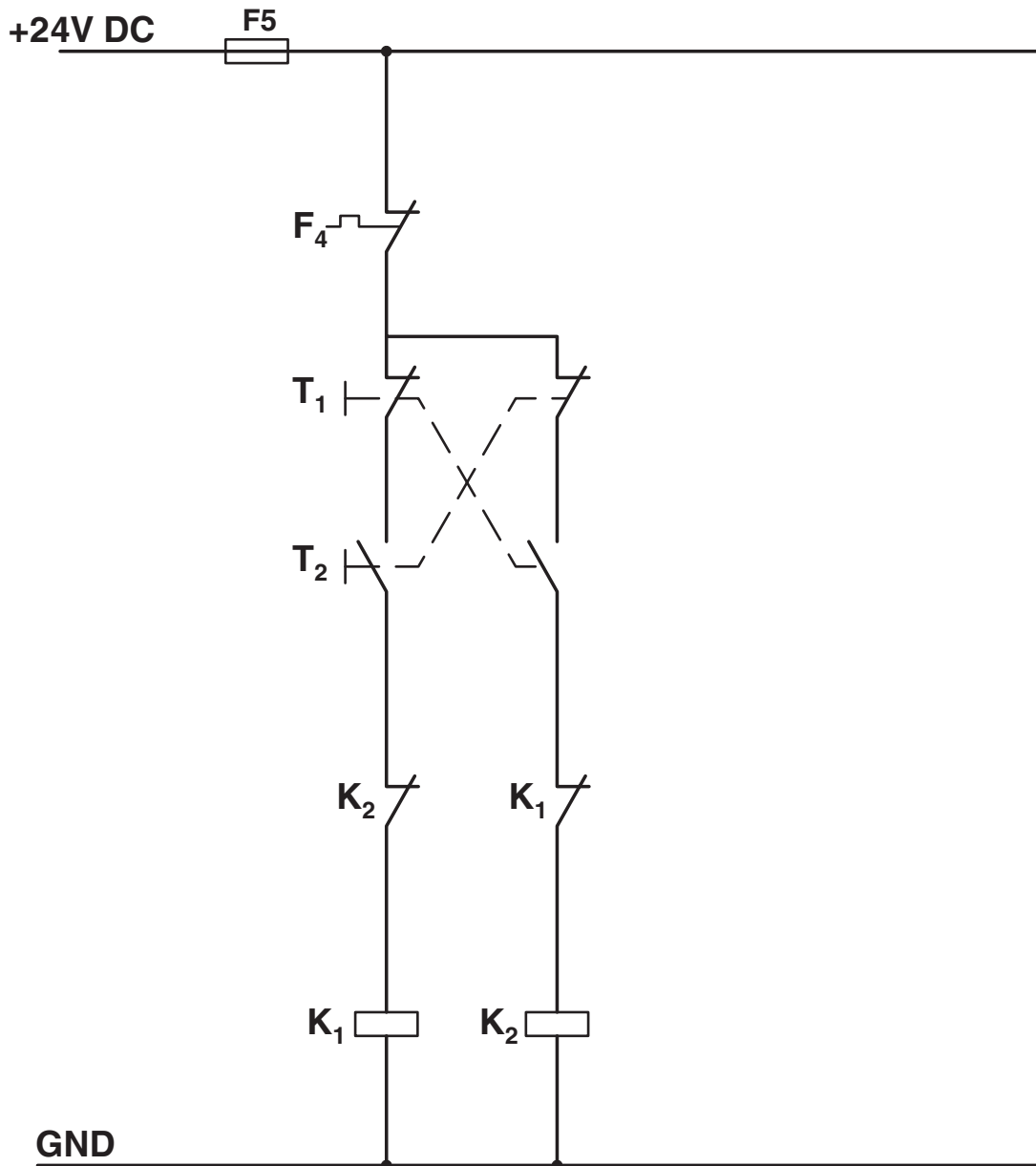
F4 = Motor protection relay

# ELR H5-I-SC- 24DC/500AC-2-SP - Hybrid motor starter

2901063

<https://www.phoenixcontact.com/gb/products/2901063>

Circuit diagram



## Conventional structure

Control current path contactor

K1 = Left contactor

K2 = Right contactor

T1 = Left, T2 = Right

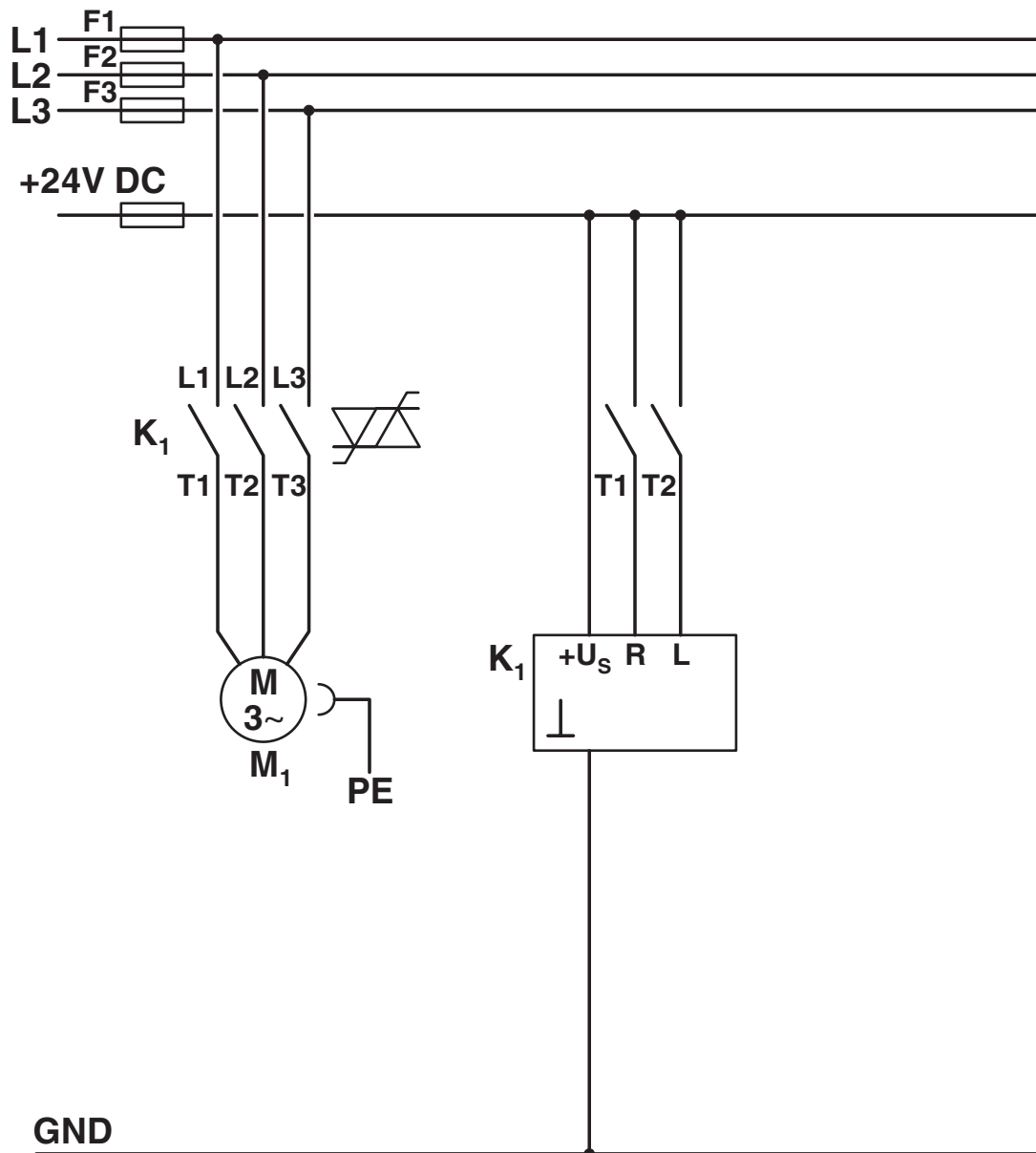
F4 = Motor protection relay

# ELR H5-I-SC- 24DC/500AC-2-SP - Hybrid motor starter

2901063

<https://www.phoenixcontact.com/gb/products/2901063>

Circuit diagram



## Structure with CONTACTRON

Main and control current path for '3 in 1' hybrid motor starter

K1 = '3 in 1' hybrid motor starter

T1 = Right, T2 = Left

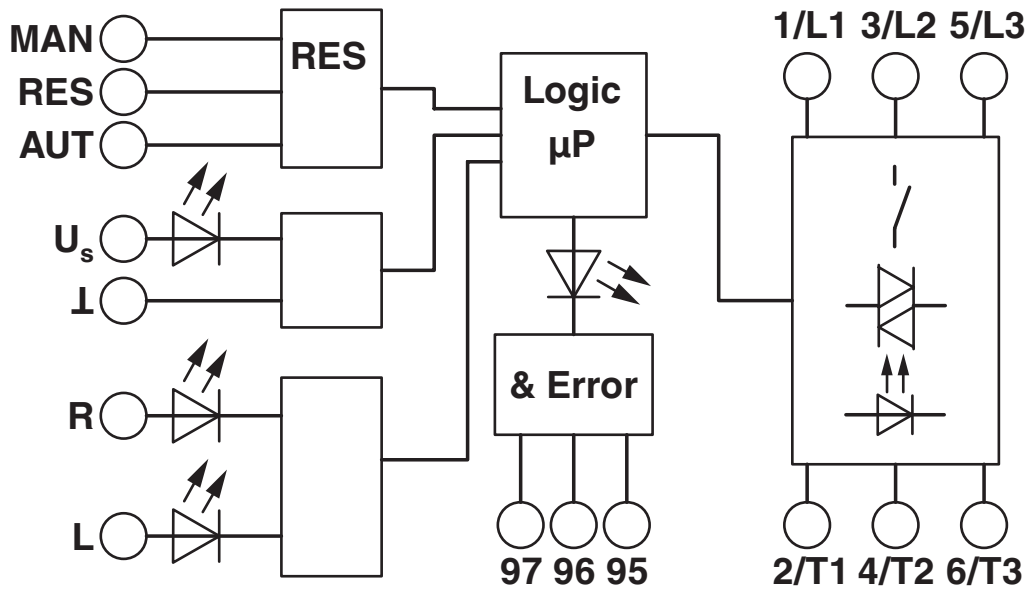
# ELR H5-I-SC- 24DC/500AC-2-SP - Hybrid motor starter



2901063

<https://www.phoenixcontact.com/gb/products/2901063>

Block diagram



# ELR H5-I-SC- 24DC/500AC-2-SP - Hybrid motor starter



2901063

<https://www.phoenixcontact.com/gb/products/2901063>

## Approvals

To download certificates, visit the product detail page: <https://www.phoenixcontact.com/gb/products/2901063>



**EAC**

Approval ID: RU C-DE.A\*30.B.01082



**UL Listed**

Approval ID: FILE E 323771



**cUL Listed**

Approval ID: FILE E 323771



**cUL Listed**

Approval ID: E228652



**UL Listed**

Approval ID: E228652

# ELR H5-I-SC- 24DC/500AC-2-SP - Hybrid motor starter



2901063

<https://www.phoenixcontact.com/gb/products/2901063>

## Classifications

### ECLASS

ECLASS-12.0	27370905
ECLASS-13.0	27370905

### ETIM

ETIM 9.0	EC001037
----------	----------

### UNSPSC

UNSPSC 21.0	25173900
-------------	----------

# ELR H5-I-SC- 24DC/500AC-2-SP - Hybrid motor starter



2901063

<https://www.phoenixcontact.com/gb/products/2901063>

## Environmental product compliance

### EU RoHS

Fulfills EU RoHS substance requirements	Yes
Exemption	7(a), 7(c)-I

### China RoHS

Environment friendly use period (EFUP)	EFUP-50
	An article-related China RoHS declaration table can be found in the download area for the respective article under "Manufacturer declaration". For all articles with EFUP-E, no China RoHS declaration table issued and required.

### EU REACH SVHC

REACH candidate substance (CAS No.)	Lead(CAS: 7439-92-1)
SCIP	73744b06-5c78-499b-863b-a143909dd208

Phoenix Contact 2025 © - all rights reserved

<https://www.phoenixcontact.com>

PHOENIX CONTACT Ltd  
Halesfield 13, Telford  
Shropshire, TF7 4PG  
01952 681700  
[info@phoenixcontact.co.uk](mailto:info@phoenixcontact.co.uk)