

SMD Metal Film Melf Resistors, 0102

FEATURES

SMD enabled structure
Excellent solderability termination

APPLICATIONS:

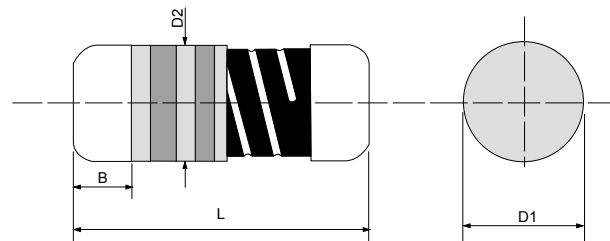
Power supply
Telecom
Meter
Medical

SPECIFICATION:

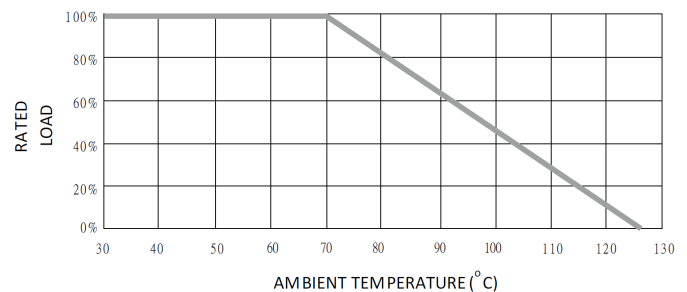
Housing Type	0102
Maximum Overload Voltage	300 V
Maximum Working Voltage	150 V
Tolerance	± 1 %
Power Rating	0.2 W
Temperature Coefficient	± 50 ppm/°C
Temperature Range	-55 ... 125 °C
Packaging	Reel
Body Length (L, mm)	2.1 ± 0.1
Cap Diameter (D1, mm)	1.1 ± 0.1
Body Diameter (D2, mm)	D1+0.02/-0.1
Soldering Spot (B, mm)	1.1 ± 0.1

PRODUCT RANGE

Art.Nr.	Resistance
RND 155MM102F100KTKRTR3K0	100 kΩ
RND 155MM102F100RTKRTR3K0	100 Ω
RND 155MM102F10K0TKRTR3K0	10 kΩ
RND 155MM102F120KTKRTR3K0	120 kΩ
RND 155MM102F120RTKRTR3K0	120 Ω
RND 155MM102F150KTKRTR3K0	150 kΩ
RND 155MM102F15K0TKRTR3K0	15 kΩ
RND 155MM102F1K00TKRTR3K0	1 kΩ
RND 155MM102F1K10TKRTR3K0	1.1 kΩ
RND 155MM102F1K20TKRTR3K0	1.2 kΩ
RND 155MM102F1K60TKRTR3K0	1.6 kΩ
RND 155MM102F1K80TKRTR3K0	1.8 kΩ
RND 155MM102F200RTKRTR3K0	200 Ω
RND 155MM102F22K0TKRTR3K0	22 kΩ
RND 155MM102F249RTKRTR3K0	249 Ω
RND 155MM102F24K0TKRTR3K0	24 kΩ
RND 155MM102F270KTKRTR3K0	270 kΩ
RND 155MM102F270RTKRTR3K0	270 Ω
RND 155MM102F27R0TKRTR3K0	27 Ω
RND 155MM102F2K00TKRTR3K0	2 kΩ
RND 155MM102F2K15TKRTR3K0	2.15 kΩ
RND 155MM102F2K20TKRTR3K0	2.2 kΩ
RND 155MM102F2K21TKRTR3K0	2.21 kΩ
RND 155MM102F330RTKRTR3K0	330 Ω



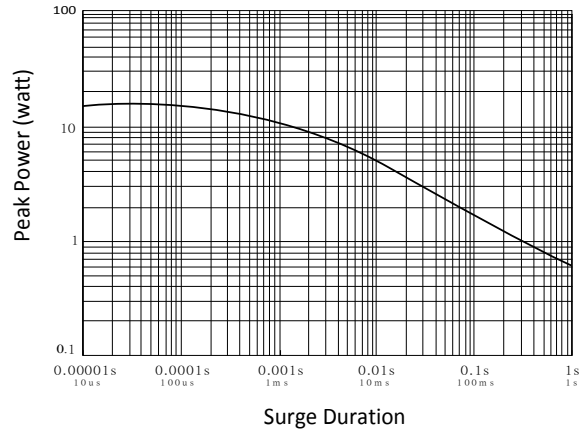
POWER DERATING CURVE



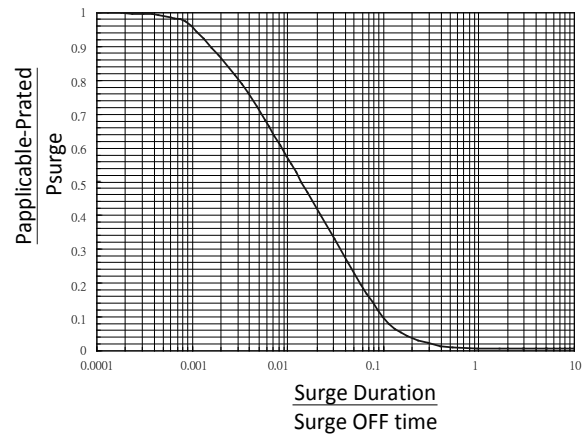
PRODUCT RANGE

Art.Nr.	Resistance
RND 155MM102F33K0TKRTR3K0	33 kΩ
RND 155MM102F36K0TKRTR3K0	36 kΩ
RND 155MM102F3K30TKRTR3K0	3.3 kΩ
RND 155MM102F3K90TKRTR3K0	3.9 kΩ
RND 155MM102F470TKRTR3K0	470 Ω
RND 155MM102F47K0TKRTR3K0	47 kΩ
RND 155MM102F499TKRTR3K0	499 Ω
RND 155MM102F49K9TKRTR3K0	49.9 kΩ
RND 155MM102F4K53TKRTR3K0	4.53 kΩ
RND 155MM102F4K70TKRTR3K0	4.7 kΩ
RND 155MM102F4K75TKRTR3K0	4.75 kΩ
RND 155MM102F4K99TKRTR3K0	4.99 kΩ
RND 155MM102F511TKRTR3K0	511 Ω
RND 155MM102F590TKRTR3K0	590 Ω
RND 155MM102F5K11TKRTR3K0	5.11 kΩ
RND 155MM102F5K60TKRTR3K0	5.6 kΩ
RND 155MM102F680TKRTR3K0	680 Ω
RND 155MM102F6K19TKRTR3K0	6.19 kΩ
RND 155MM102F6K80TKRTR3K0	6.8 kΩ
RND 155MM102F75K0TKRTR3K0	75 kΩ
RND 155MM102F75R0TKRTR3K0	75 Ω

SINGLE SURGE PERFORMANCE



SURGE POWER DERATING CURVE



Notes:

- SINGLE SURGE PERFORMANCE graph is good for NON REPETITIVE applications operating in an ambient temperature of 70°C or less. For temperatures above 70°C, the graph power must be derated further linearly down to zero at 125°C.

- To determine applicable surge power in continuous-surge applications:

1. Identify allowable duration and peak power P_{surge} of single surge;
2. Determine ratio of surge duration/surge OFF time in application;
3. Calculate $P_{applicable}$ backwardly according to Y-axis of SURGE POWER DERATING CURVE.