

PCB Relay, 12VDC, 960 Ohm



Features

- DPDT configuration
- High sensitivity
- DIP standard terminals
- Sealed version
- Surge strength 1500V FCC68
- Clearance more than 1.2 mm between coil and contacts
- Creepage more than 1.9 mm between coil and contacts

Specification

Nominal Voltage (VDC)	12
Coil Resistance (Ω)	960
Rated Current (mA)	12.5
Max Operate Voltage (VDC)	9.6
Min Release Voltage (VDC)	0.6
Coil Power (W)	0.15

Art. Nr.
RND 200-00030

PCB Relay, 12VDC, 960 Ohm



Contact Data

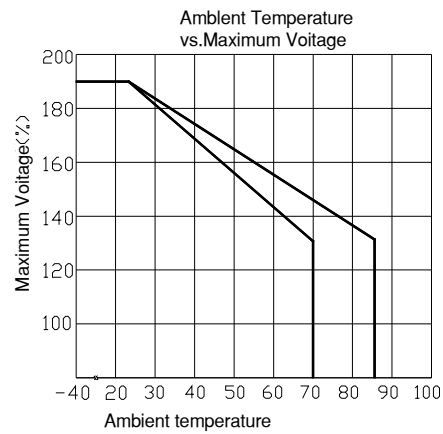
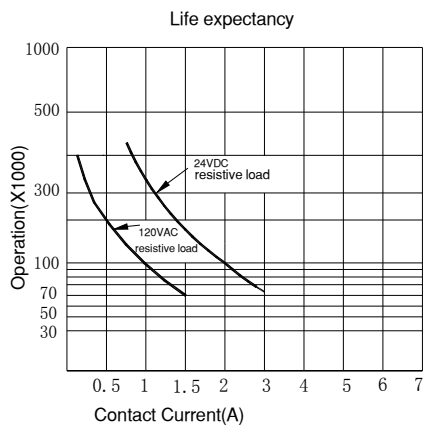
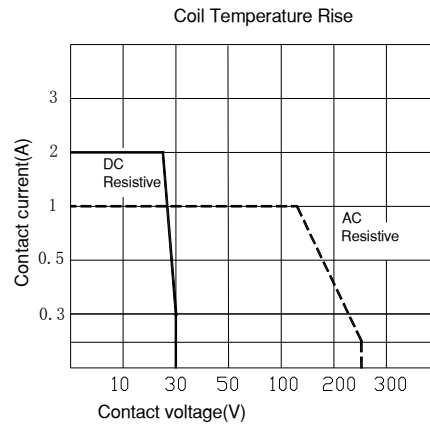
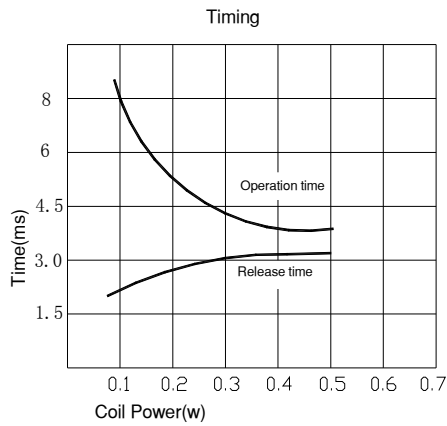
Contact Material	Silver Alloy
Load	Resistive load(COS Φ =1)
Contact Ratings	1A 120VAC 2A 24VDC
Minimum load	1mA 5VDC
Max Switching Voltage	240VAC/60VDC
Max Switching Current	2A
Max Switching Power	120VA/60W
Contact Resistance	100m Ω Max at 6VDC 1A
Life Expectancy	Electrical: 100,000 Operations(at30Operations/minute)
	Mechanical: 10,000,000 Operations(at300Operations/minute)

Characteristics Data

Insulation Resistance	100M Ω Min at 500VDC
Dielectric Strength Between Open Contacts	500VAC(for one minute)
Between Contacts and coil	1000VAC(for one minute)
Operate Time	6ms
Release Time	4ms
Temperature Range	-30°Cto+70°C
Shock Resistance	Operating Extremes: 10G
	Damage Limits: 50G
Vibration Resistance	10-55Hz, 1.5mm
Max. switching frequency	Mechanical:18,000operations/hr
	Electrical:1,800operations/hr
Humidity	40-85%
Weight	Approx 5g
Safety Standard	UL cUL TÜV

PCB Relay, 12VDC, 960 Ohm

Engineering Data



Overall and Mounting Dimensions

