

PCB Relay, 24VDC, 1050 Ohm



Features

- 10A switching capability
- SPST-NO&SPDT configuration
- Small footprint
- Class B/F available

Specification

Nominal Voltage (VDC)	24
Coil Resistance (Ω)	1050
Rated Current (mA)	22.5
Max Operate Voltage (VDC)	19.2
Min Release Voltage (VDC)	1.2
Coil Power (W)	0.54

Art. Nr.
RND 200-00041

PCB Relay, 24VDC, 1050 Ohm



Contact Data

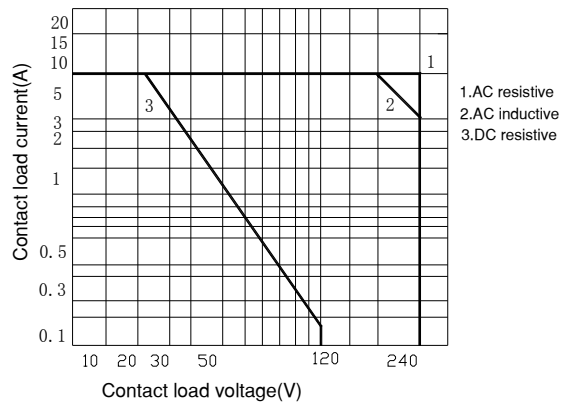
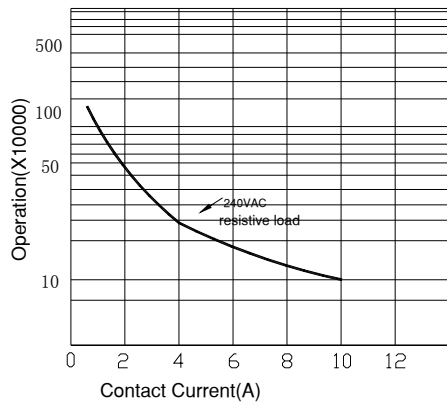
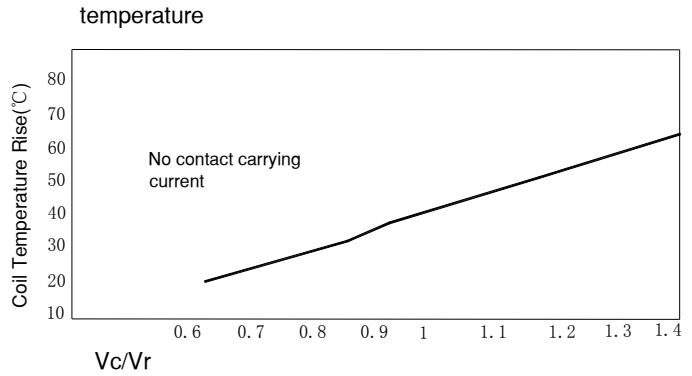
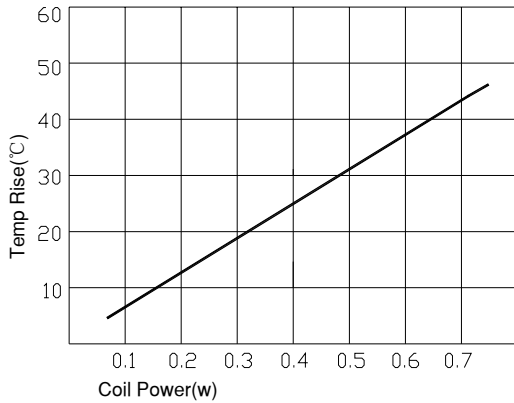
Contact Material	Silver Alloy
Load	Resistive load(COS Φ =1)
Contact Ratings	10A 240VAC 10A 30VDC
Minimum load	100mA 5VDC
Max Switching Voltage	250VAC/30VDC
Max Switching Current	12A
Max Switching Power	2500VA/300W
Contact Resistance	100m Ω Max at 6VDC 1A
Life Expectancy	Electrical: 100,000 Operations(at30Operations/minute)
	Mechanical: 10,000,000 Operations(at300Operations/minute)

Characteristics Data

Insulation Resistance	100M Ω Min at 500VDC
Dielectric Strength Between Open Contacts	1000VAC(for one minute)
Between Contacts and coil	5000VAC(for one minute)
Operate Time	20ms
Release Time	10ms
Temperature Range	-40 $^{\circ}$ Cto+70 $^{\circ}$ C
Shock Resistance	Operating Extremes: 10G 11ms
	Damage Limits: 100G 6ms
Vibration Resistance	10-55Hz, 1.5mm
Max. switching frequency	Mechanical: 18,000 operations/hr Electrical: 1,800 operations/hr
Humidity	40-85%
Weight	Approx 14g
Safety Standard	UL cUL TÜV CQC

PCB Relay, 24VDC, 1050 Ohm

Engineering Data



Overall and Mounting Dimensions

