

PCB Relay, 24VDC, 1440 Ohm



Features

- Creepage distance:10mm
- Transparent sealed available
- Class B/F available

Specification

Nominal Voltage (VDC)	24
Coil Resistance (Ω)	1440
Rated Current (mA)	16.7
Max Operate Voltage (VDC)	18
Min Release Voltage (VDC)	2.4
Coil Power (W)	0.4

Art. Nr.
RND 200-00054

PCB Relay, 24VDC, 1440 Ohm



Contact Data

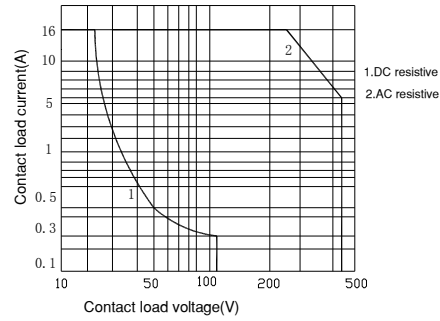
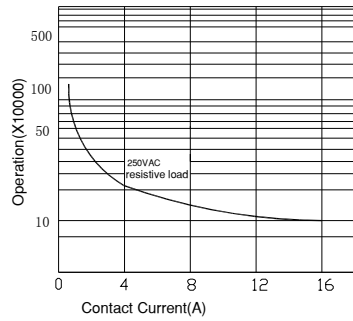
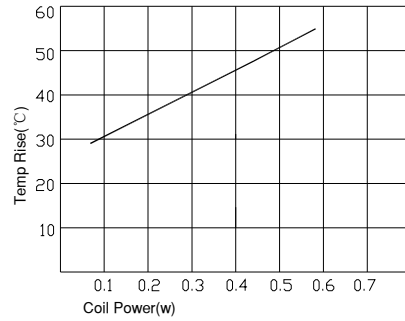
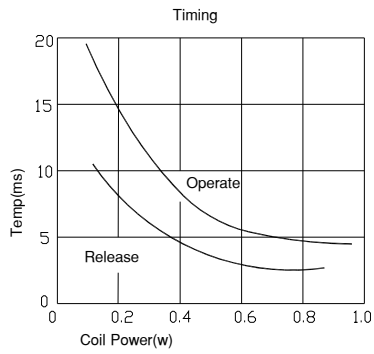
Contact Material	Silver Alloy
Load	Resistive load(COS Φ =1)
Contact Ratings	16A 250VAC TV-5A@ 125VAC
Minimum load	100mA 5VDC
Max Switching Voltage	440VAC/125VDC
Max Switching Current	16A
Max Switching Power	4000VA
Contact Resistance	100m Ω Max at 6VDC 1A
Life Expectancy	Electrical: 100,000 Operations(at30Operations/minute)
	Mechanical: 10,000,000 Operations(at300Operations/minute)

Characteristics Data

Insulation Resistance	100M Ω Min at 500VDC
Dielectric Strength Between Open Contacts	1000VAC(for one minute)
Between Contacts and coil	5000VAC(for one minute)
Operate Time	15ms
Release Time	8ms
Temperature Range	-40 $^{\circ}$ Cto+85 $^{\circ}$ C
Shock Resistance	Operating Extremes: 10G
	Damage Limits: 100G
Vibration Resistance	10-55Hz, 1.5mm
Max. switching frequency	Mechanical: 18,000 operations/hr Electrical:1,200operations/hr
Humidity	40-85%
Weight	Approx 14g
Safety Standard	UL cUL

PCB Relay, 24VDC, 1440 Ohm

Engineering Data



Overall and Mounting Dimensions

