

Features

- 16 A switching capability
- Sealed version
- Class B/F available
- 3.5 mm pin pitch



Coil Specification

Coil Type	DC
Nominal Voltage	24 V
Coil Resistance	1.05 kΩ
Rated Current	22.5 mA
Max Operating Voltage	19.2 V
Min Release Voltage	1.2 V
Coil Power	540 mW

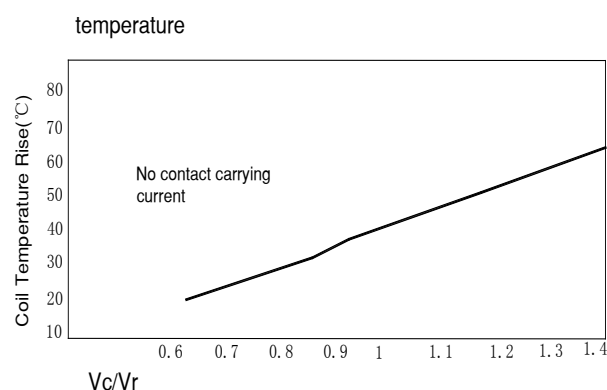
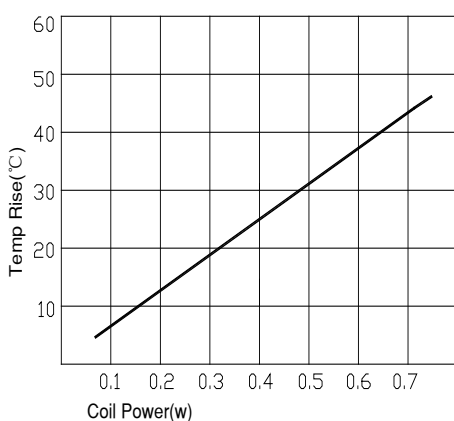
Contact Data

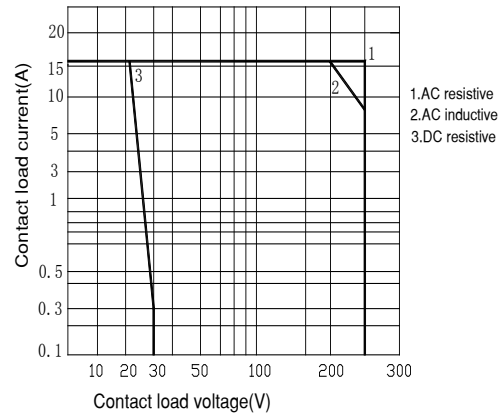
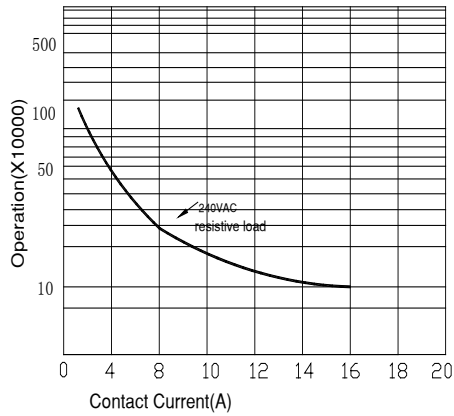
Contact Form	1CO
Contact Material	Silver Alloy
Load	Resistive Load (COS Φ=1)
Contact Ratings	16 A 250 VAC / 16 A 30 VDC
Minimum Load	100 mA 5 VDC
Max Switching Voltage	250 VAC / 30 VDC
Max Switching Current	16 A
Max Switching Power	4000 VA / 480 W
Contact Resistance	100 mΩ max. at 6 VDC 1 A
Life Expectancy	Electrical - 100000 Operations Mechanical - 1000000 Operations

Characteristics

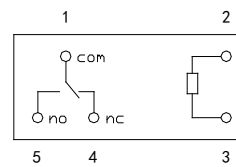
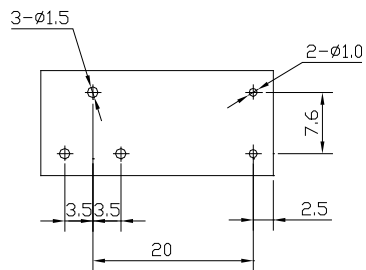
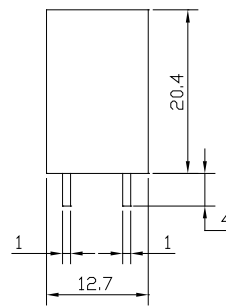
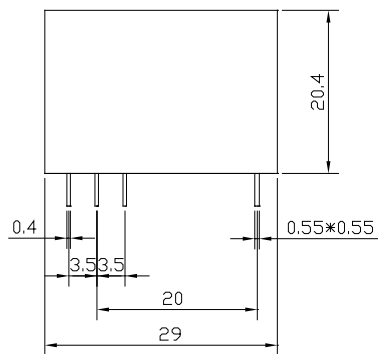
Insulation Resistance	100 MΩ min. at 500 VDC
Dielectric Strength Between Open Contacts	100 VAC (for One Minute)
Dielectric Strength Between Contacts and Coil	500 VAC (for One Minute)
Operating Time	20 ms
Release Time	10 ms
Temperature Range	-40 ... 70 °C
Shock Resistance	Operating Extremes: 10G 11 ms Damage Limits: 100G 6 ms
Vibration Resistance	10 ... 55 Hz, 1.5 mm
Max. Switching Frequency	Mechanical: 18000 Operations/hour Electrical: 1800 Operations/hour
Humidity	40 ... 85%

Engineering Data

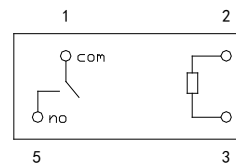




Overall and Mounting Dimensions



Form C



Form A

Art Nr.
RND 200-00081