

FEATURES

- Unique plastic case ensures simple, convenient installation
- No adverse effect on signal quality
- Excellent absorption of high-frequency EMC
- High-quality source materials
- Smooth surface
- Small tolerance

RS PRO

Ferrite Sleeves

RS Stock No.: 2378790



RS Professionally Approved Products bring to you professional quality parts across all product categories. Our product range has been tested by engineers and provides a comparable quality to the leading brands without paying a premium price.

Ferrite Sleeves

Product Description

- *The product feature cable pinch protection, and are easy to open for measurement purposes. A prefixing cable system ensures a simple cable assembly process.*
- *Suitable applications for these ferrite sleeves include internal and external computer data and power cables. Easy to remove, and featuring straightforward installation, these ferrites are ideal for cables that are difficult to access.*
- *These split ferrite cores reduce the electromagnetic interference from being induced in or radiated from data and power cables. High attenuation ratings are achieved with the housing design and the special process steps during the ferrite manufacture. Typical applications for these split ferrite cores include data or power lines used in computer technology, terminals, industrial controllers, medical engineering and office machines.*

General Specifications

Specifications	SCUF-2378790
Application	General Application
Material	PA66
Impedance at 25 MHz	$\geq 60\Omega$ (Winding: 0.5 Φ X 100MM 0.5TS)
Key	NO
Openable	Yes
Impedance at 100 MHz	$\geq 150\Omega$ (Winding: 0.5 Φ X 100MM 0.5TS)
Outer Dimensions	31.88 x 19.6 x 19.6mm
Aperture Diameter	9mm
Number of Apertures	1
Outer Depth	31.88mm
Outer Height	19.6mm

Ferrite Sleeves

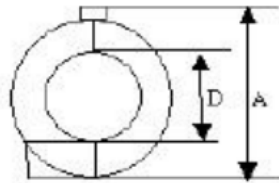
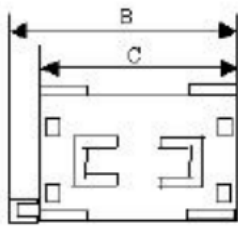
Outer Width	19.6mm
--------------------	--------

Approvals

Declarations	ROHS, REACH
---------------------	-------------

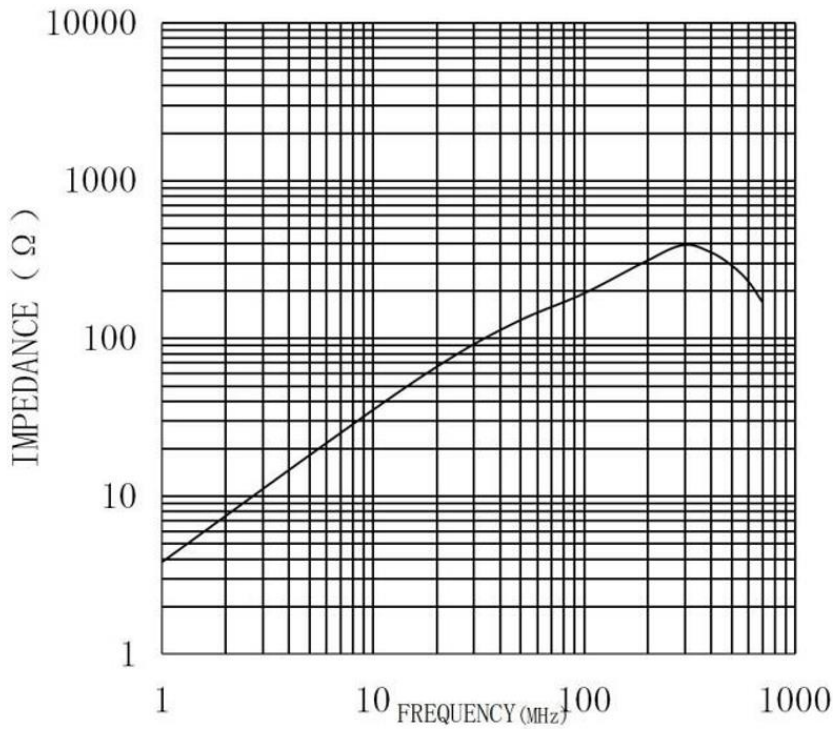
Dimension and Wiring

1、 DIMENSION (Unit:MM)



- A: $20 \pm 1.0\text{MM}$
- B: $35.5 \pm 1.0\text{MM}$
- C: $31.5 \pm 1.0\text{MM}$
- D: $9.0 \pm 0.8\text{MM}$

2、 IMPEDANCE V. S FREQUENCY



f	z
1	3.8
10	35
25	79
50	130
100	192
200	310
300	390
400	350
500	290
600	230
700	170