



## Main

Range of product	Zelio Relay
Product or component type	Socket
Contact terminal arrangement	Separate
Product compatibility	Plug-in relay RXM (2 C/O) Plug-in relay REXL (2 C/O)
Shape of pin	Flat
Device short name	RXZ
Sale per indivisible quantity	10

## Complementary

[I <sub>th</sub> ] conventional free air thermal current	5 A , with bus jumper 12 A
[U <sub>e</sub> ] rated operational voltage	< 250 V
Tightening torque	< 1 N.m (M3 screw(s))
Fixing mode	By screw panel Clip-on 35 mm symmetrical DIN rail
Marking	CE
Width	27 mm
Product weight	0.058 kg
Group of product	RXM_2_C/O_CON_SEP_FLAT
Compatibility code	RXZ

## Environment

Connections - terminals	Connector, solid cable without cable end 2 x 0.5...2 x 1.5 mm <sup>2</sup> / AWG 20...AWG 16 Connector, flexible cable with cable end 1 x 0.25...1 x 2.5 mm <sup>2</sup> / AWG 22...AWG 17 Connector, flexible cable with cable end 1 x 0.5...1 x 2.5 mm <sup>2</sup> / AWG 22...AWG 14 Connector, solid cable without cable end 2 x 0.25...2 x 1 mm <sup>2</sup> / AWG 20...AWG 14
Standards	IEC 61984
Product certifications	CSA UL Lloyd's
Ambient air temperature for storage	-40...85 °C
Ambient air temperature for operation	-40...55 °C

---

IP degree of protection	IP20 conforming to EN/IEC 60529
Dielectric strength	2500 V

---

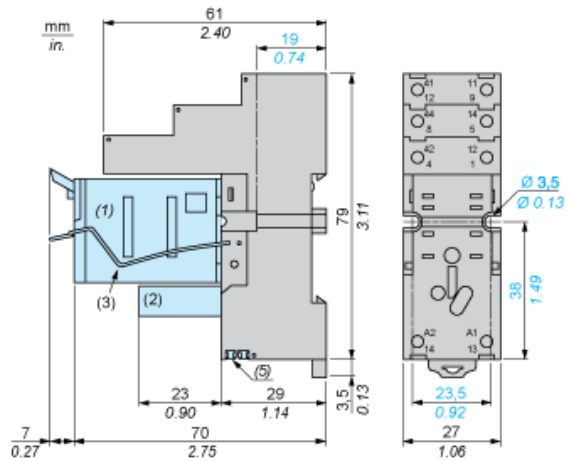
### Contractual warranty

---

Warranty period	18 months
-----------------	-----------

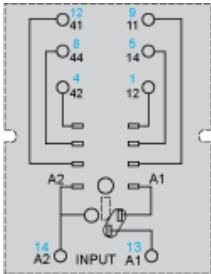
---

Dimensions



- (1) Relays
- (2) Protection module
- (3) Maintaining clamp
- (4) 2 elongated holes  $\text{\O} 3.5 \text{ mm} \times 6.5 \text{ mm} / \text{\O} 0.13 \text{ in.} \times 0.25 \text{ in.}$
- (5) 2 bus jumpers

Wiring Diagram



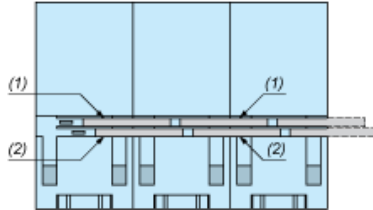
Symbols shown in blue correspond to Nema marking.

---

Bus Jumpers Mounting on Sockets with Separate Contacts

---

Example of RXZS2 bus jumper mounting on sockets (view from below)



- (1) 2 bus jumpers (polarity A2)
- (2) 2 bus jumpers (polarity A1)