

DIGITAL


3 1/2
Bezel Mount
Negative Red



3 1/2
Bezel Mount
Negative
Green
w/ Special
Annunciators



3 1/2
Flat Pack
Positive Green



13 Pin
Back View



Flat Pack Pad
Back View



- Shallow Depth < 1"
- Snap-In Bezel Reduces Installation Cost
- Decimal Point User Selectable.
 - Window, Bezel, or Flat Pack Mount.
 - Low Power Consumption.
- OEM Custom Inputs, Packaging & Features.



Positive(+) RED
Illuminated Red back
ground with black digits



Standard LCD
Non-illuminating display
with black digits



Negative(-) RED
Illuminated Red digits
over a black back ground

3 1/2 & 4 1/2 Digit LCD Backlight Panel Meters

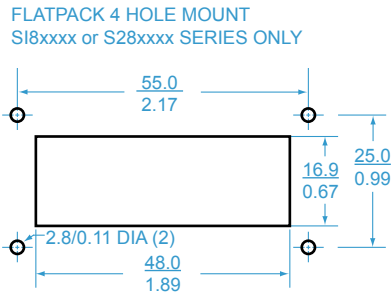
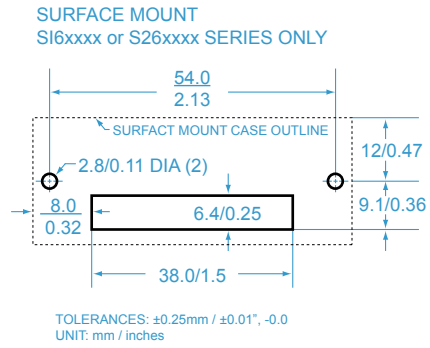
Specifications

Input Ranges:	200mV DC, 2V DC, 20V DC
Accuracy:	5V, ±5V; ± (0.1% +2 Counts) 9V DC; ± (0.1% +1 Count)
Digits:	3 1/2 (±1999)
Type:	7 segment LCD with Backlight Option
Low Battery Indication:	"BAT" for < 7.2V Nominal (on 9V Model Only)
Height:	0.5" (12.7mm)
Polarity:	Automatic, (-) Displayed
Overload:	Three lower order digits (blank for > 1999 counts.)
Decimal Point:	3 Position Selectable

Please see page 18 for Ordering Guide
Please see page 21 for Dimension Drawings

Conversion Rate:	2.5 Per Second
Normal Mode Rejection:	30 dB @ 60 Hz
Common Mode Rejection:	>86 dB
Operating Temp:	0 to 40°C. Optional -20 to 65°C
Storage Temp:	-10 to 60°C. Optional -30 to 70°C
Humidity	0-80% (Non-condensing)
Warm-up:	10 Minutes Typical
Power Options:	+5V DC at 3 mA ±5V DC at 180 uA 9V DC at 180 uA

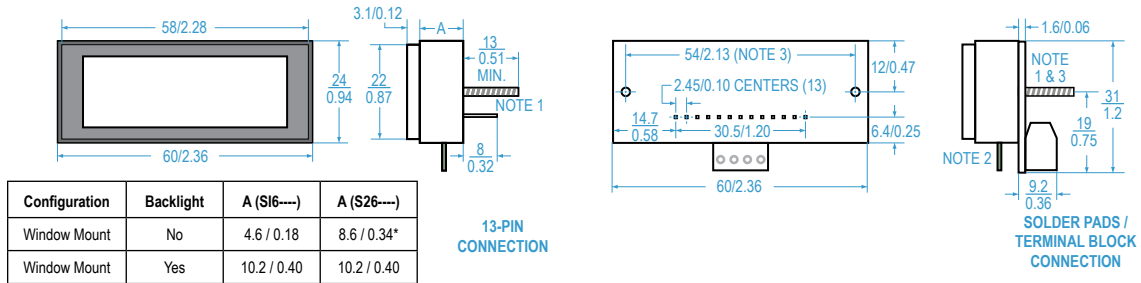
PANEL CUTOUT DIMENSIONS



Configuration	WIDTH	HEIGHT
WINDOW MOUNT	58.37/2.298	22.35/0.880
BEZEL MOUNT	60.71/2.390	24.89/0.980
SNAP IN BEZEL	60.71/2.390	24.89/0.980
FLATPACK BEZEL	62.5/2.46	32.5/1.28

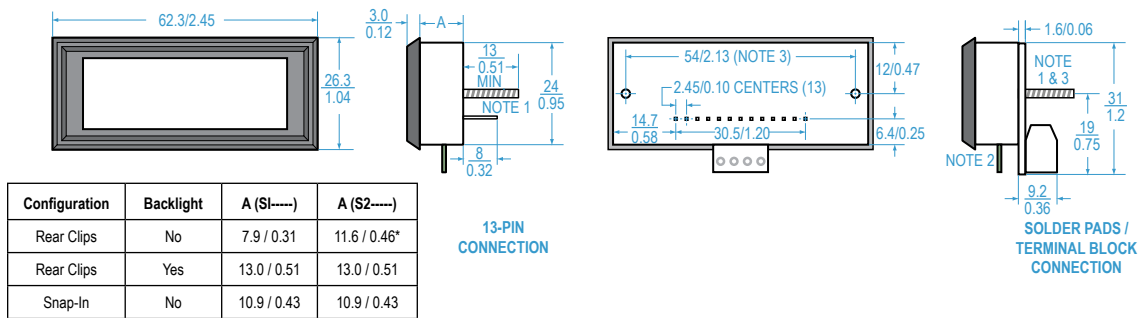
WINDOW MOUNT DIMENSIONS

(SI6----, S26---- Series)



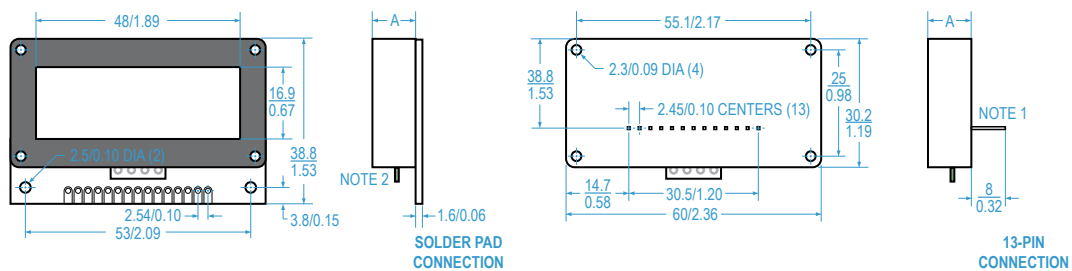
BEZEL MOUNT DIMENSIONS

(SI7----, SI9----, S27----, S29---- Series)



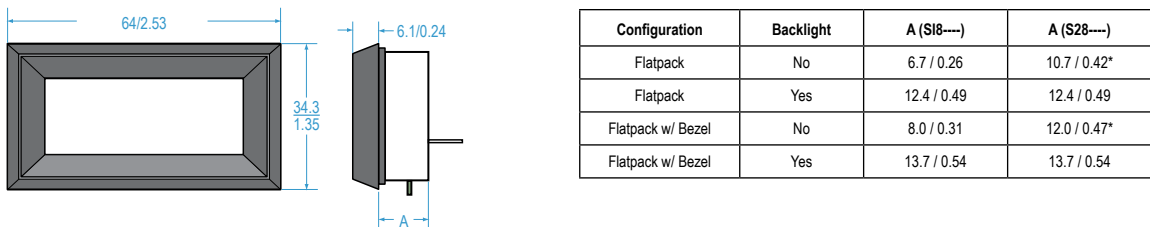
FLATPACK MOUNT DIMENSIONS

(SI8----, S28---- Series)



FLATPACK MOUNT DIMENSIONS

(with SIBK- Bezel Kits)



NOTES

* Maximum - Pending Depth Reduction.

Units: mm / inches

1. Mounting Studs (2) are #2-56, Connection Pins (13) are 0.65mm/0.025" Square.
2. Backlight (Optional) Connection Tab is 12mm/0.5" Wide x 6.0mm/0.24" High.
3. Mounting Stud Spacing is 46mm/1.81" for Solder Pads / Terminal Block Connections.