

TERMSERIES TRS 5VDC 1CO AU

Weidmüller Interface GmbH & Co. KG
 Klingenbergstraße 16
 D-32758 Detmold
 Germany
 Fon: +49 5231 1429-0
 Fax: +49 5231 14292083
 www.weidmueller.com



TERMSERIES relay module, complete modules consisting of

a relay and a base with AC/DC/UC coils, available in different versions:

- With screw and tension-clamp connection
- AgNi contact, optionally with hard gold-plated contacts
- 1 and 2 COs
- Optionally with multiple-voltage input: 24...230 V UC
- With various protective circuits in the input (free-wheel diode, RC element)
- Illuminated ejection lever

General ordering data

Type	TRS 5VDC 1CO AU
Order No.	1122980000
Version	TERMSERIES, Relay module, No. of contacts: 1 CO contact AgNi 5µm Au, Rated control voltage: 5 V DC ±20 %, Continuous current: 6 A, Screw connection
GTIN (EAN)	4032248905065
Qty.	10 pc(s).

TERMSERIES TRS 5VDC 1CO AU

Weidmüller Interface GmbH & Co. KG
 Klingenbergstraße 16
 D-32758 Detmold
 Germany
 Fon: +49 5231 1429-0
 Fax: +49 5231 14292083
 www.weidmueller.com

Technische Daten

Dimensions and weights

Width	6.4 mm	Width (inches)	0.252 inch
Height	89.6 mm	Height (inches)	3.528 inch
Depth	87.8 mm	Depth (inches)	3.457 inch
Net weight	33 g		

Temperatures

Humidity	5–95% rel. humidity, $T_u = 40^\circ\text{C}$, no condensation	Operating temperature	-40 °C...60 °C
Storage temperature	-40 °C...85 °C		

Input

Rated control voltage	5 V DC \pm 20 %	Rated current DC	33 mA
Power rating	170 mW	Pull-in/drop-out voltage, typ.	4 V / 1 V DC
Pull-in/drop-out current, typ.	22.5 mA / 4.5 mA DC	Status indicator	Green LED
Protective circuit	Free-wheel diode, Reverse polarity protection	Coil voltage of the replacement relay deviating from the rated control voltage	No
Coil voltage of the replacement relay	5 V DC		

Output

Rated switching voltage	250 V AC	Max. switching voltage, AC	250 V
Max. switching voltage, DC	250 V	Continuous current	6 A
Inrush current	20 A / 20 ms	AC switching capacity (resistive), max.	1500 VA
DC switching capacity (resistive), max.	144 W @ 24 V	Switch-on delay	\leq 7 ms
Switch-off delay	\leq 6 ms	Min. switching power	1 mA @ 1 V
Max. switching frequency at rated load	0.1 Hz		

Contact data

Contact type	1 CO contact (AgNi 5 μ m Au)	Mechanical service life	5 x 10 ⁶ switching cycles
--------------	----------------------------------	-------------------------	--------------------------------------

General data

Mounting rail	TS 35	Test button	No
Mechanical switch position indicator	No	UL 94 flammability rating	V-0

Insulation coordination

Rated voltage	300 V	Creepage and clearance distance input – output	\geq 5.5 mm
Dielectric strength input – output	4 kV _{eff} / 1 min.	Dielectric strength to mounting rail	4 kV _{eff} / 1 min.
Dielectric strength of open contact	1 kV _{eff} / 1 min	Impulse withstand voltage	6 kV (1.2/50 μ s)
Protection degree	IP20	Pollution severity	2
Surge voltage category	III		

Further details of approvals / standards

Standards	EN 50178, EN 55011, EN 61000-6-1, 2, 4	Certificate No. (GERMLLOYD)	47053-12
Certificate no. (cULus)	E141197		

TERMSERIES TRS 5VDC 1CO AU

Weidmüller Interface GmbH & Co. KG
 Klingenbergstraße 16
 D-32758 Detmold
 Germany
 Fon: +49 5231 1429-0
 Fax: +49 5231 14292083
 www.weidmueller.com

Technische Daten

Connection data

Wire connection method	Screw connection	Stripping length, rated connection	8 mm
Tightening torque, max.	0.4 Nm	Clamping range, rated connection	1.5 mm ²
Clamping range, rated connection, min.	0.14 mm ²	Clamping range, rated connection, max.	2.5 mm ²
Wire connection cross section AWG, min.	AWG 26	Wire connection cross section AWG, max.	AWG 14
Wire cross-section, solid, min.	0.14 mm ²	Wire cross-section, solid, max.	2.5 mm ²
Wire connection cross-section, finely stranded, min.	0.14 mm ²	Wire connection cross section, finely stranded, max.	2.5 mm ²
Wire cross-section, finely stranded, min. (AWG)	AWG 26	Wire cross-section, finely stranded, max. (AWG)	AWG 14
Cross-section for connected conductor, finely stranded with wire-end ferrules and plastic collars DIN 46228/4, rated connection, min.	0.25 mm ²	Wire connection cross-section, finely stranded with wire-end ferrules and plastic collars DIN 46228/4, rated connection, max.	2.5 mm ²
Conductor cross-section, flexible, AEH (DIN 46228-1), min.	0.25 mm ²	Conductor cross-section, flexible, AEH (DIN 46228-1), max.	2.5 mm ²
Wire connection cross section, finely stranded, two clampable wires, min.	0.5 mm ²	Wire cross-section, finely stranded, two clampable wires, max.	1 mm ²
Blade size	size PHO	Gauge to IEC 60947-1	A1, B1

Rated data UL

Ambient temperature (operational), max. 60 °C	Connection cross-section AWG, min.	AWG 26
Connection cross-section AWG, max.	Type of conductor	rigid copper conductor, flexible copper conductor
Tightening torque, max.	Pollution severity level	2

Classifications

ETIM 5.0	EC001437	ETIM 6.0	EC001437
eClass 6.2	27-37-16-01	eClass 7.1	27-37-16-01
eClass 8.1	27-37-16-01	eClass 9.0	27-37-16-01
eClass 9.1	27-37-16-01		

Product information

Descriptive text ordering data	Spare relay Type: RSS112005 Orderno.: 1174540000
Descriptive text technical data	Accessories and dimensional drawings: refer to the TERMSERIES Accessories page.

Approvals

Approvals



ROHS Conform

Datenblatt**TERMSERIES
TRS 5VDC 1CO AU****Weidmüller Interface GmbH & Co. KG**
Klingenbergstraße 16
D-32758 Detmold
Germany
Fon: +49 5231 1429-0
Fax: +49 5231 14292083
www.weidmueller.com**Technische Daten****Downloads**

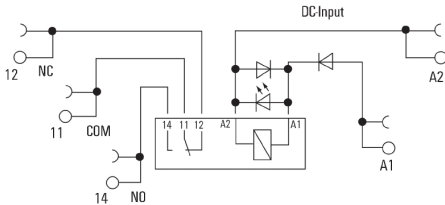
Approval/Certificate/Document of Conformity	DE_PA5600_160229_001.pdf
Brochure/Catalogue	CAT 4.2 ELECTR 15/16 EN
Engineering Data	EPLAN, WSCAD, Zuken E3.S
User Documentation	Operating Instructions

**TERMSERIES
TRS 5VDC 1CO AU**

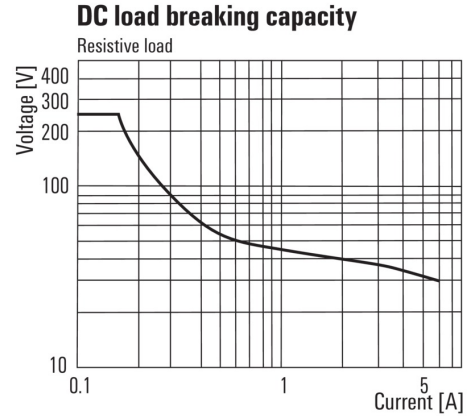
Weidmüller Interface GmbH & Co. KG
 Klingenbergstraße 16
 D-32758 Detmold
 Germany
 Fon: +49 5231 1429-0
 Fax: +49 5231 14292083
 www.weidmueller.com

Zeichnungen

Wiring diagram

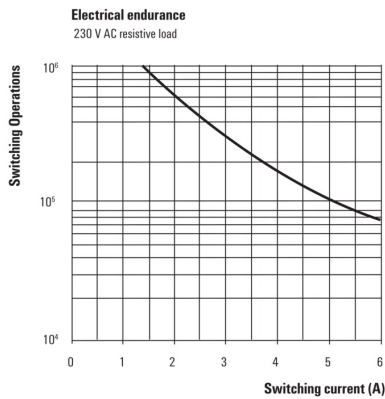


Graph



DC load limit curve

Electrical service life



230 V AC resistive load

Dimensioned drawing



**TERMSERIES
TRS 5VDC 1CO AU**

Weidmüller Interface GmbH & Co. KG
 Klingenbergstraße 16
 D-32758 Detmold
 Germany
 Fon: +49 5231 1429-0
 Fax: +49 5231 14292083
 www.weidmueller.com

Zeichnungen

Type codes

