

Lightning/surge arrester type 1/2 - VAL-MS-T1/T2 335/12.5/1+1 - 2800187

Please be informed that the data shown in this PDF Document is generated from our Online Catalog. Please find the complete data in the user's documentation. Our General Terms of Use for Downloads are valid (<http://phoenixcontact.com/download>)




Universal varistor-based plug-in lightning/surge arrester for 1-phase power supply networks with separate N and PE (3-conductor system: L1, N, PE).

Why buy this product

- ✓ Plugs can be checked with CHECKMASTER
- ✓ Secure hold of plugs in the event of high lightning current loads and strong vibrations thanks to new latching
- ✓ Thermal disconnect device for each individual plug
- ✓ Pluggable
- ✓ Thermal disconnect device for each individual plug
- ✓ Mechanical coding of all slots



Key Commercial Data

Packing unit	1 STK
GTIN	 4 046356 518581
GTIN	4046356518581
Weight per Piece (excluding packing)	340.000 g
Custom tariff number	85363030
Country of origin	Germany

Technical data

Dimensions

Height	90 mm
Width	35.6 mm
Depth	77.5 mm

Lightning/surge arrester type 1/2 - VAL-MS-T1/T2 335/12.5/1+1 - 2800187

Technical data

Dimensions

Horizontal pitch	2 Div.
------------------	--------

Ambient conditions

Degree of protection	IP20 (only when all terminal points are used)
Ambient temperature (operation)	-40 °C ... 80 °C
Ambient temperature (storage/transport)	-40 °C ... 80 °C
Altitude	≤ 2000 m (amsl (above mean sea level))
Permissible humidity (operation)	5 % ... 95 %
Shock (operation)	30g (half sinus / 11 ms / 3x ±X, ±Y, ±Z)
Vibration (operation)	7.5g (10 ... 500 Hz / 2.5 h / X, Y, Z)

General

IEC test classification	I / II
	T1 / T2
	T1
EN type	T1 / T2
	T1
IEC power supply system	TT
	TN-C
	TN-S
Mode of protection	L-N
	L-PE
	N-PE
Mounting type	DIN rail: 35 mm
Color	jet black RAL 9005
Housing material	PA 6.6
	PBT
Degree of pollution	2
Flammability rating according to UL 94	V-0
Design	DIN rail module, two-section, divisible
Surge protection fault message	optical

Protective circuit

Nominal voltage U_N	240 V AC (TN-S)
	240 V AC (TT)
Nominal frequency f_N	50 Hz (60 Hz)
Maximum continuous operating voltage U_C (L-N)	335 V AC
Maximum continuous voltage U_C (N-PE)	264 V AC
Rated load current I_L	80 A

Lightning/surge arrester type 1/2 - VAL-MS-T1/T2 335/12.5/1+1 - 2800187

Technical data

Protective circuit

Residual current I_{PE}	$\leq 5 \mu A$
Standby power consumption P_C	$\leq 270 \text{ mVA}$
Nominal discharge current I_n (8/20) μs (L-N)	12.5 kA
Nominal discharge current I_n (8/20) μs (L-PE)	12.5 kA
Nominal discharge current I_n (8/20) μs (N-PE)	50 kA
Maximum discharge current I_{max} (8/20) μs	50 kA
Impulse discharge current (10/350) μs (L-N), charge	6.25 As
Impulse discharge current (10/350) μs (L-N), specific energy	39 kJ/ Ω
Impulse discharge current (10/350) μs (L-N), peak current value I_{imp}	12.5 kA
Impulse discharge current (10/350) μs (L-PE), charge	6.25 As
Impulse discharge current (10/350) μs (L-PE), specific energy	39 kJ/ Ω
Impulse discharge current (10/350) μs (L-PE), peak current value I_{imp}	12.5 kA
Impulse discharge current (10/350) μs (N-PE), charge	25 As
Impulse discharge current (10/350) μs (N-PE), specific energy	625 kJ/ Ω
Impulse discharge current (10/350) μs (N-PE), peak current value I_{imp}	50 kA
Total discharge current I_{total} (8/20) μs	50 kA
Total discharge current I_{total} (10/350) μs	25 kA
Follow current interrupt rating I_{fi} (N-PE)	100 A (264 V AC)
Short-circuit current rating I_{SCCR}	25 kA
Voltage protection level U_p (L-N)	$\leq 1.2 \text{ kV}$
	$\leq 1.6 \text{ kV}$ (30 kA - 8/20 μs)
Voltage protection level U_p (L-PE)	$\leq 2 \text{ kV}$
Voltage protection level U_p (N-PE)	$\leq 1.7 \text{ kV}$
Residual voltage U_{res} (L-N)	$\leq 1.2 \text{ kV}$ (at I_n)
	$\leq 1.1 \text{ kV}$ (at 10 kA)
	$\leq 1 \text{ kV}$ (at 5 kA)
	$\leq 0.9 \text{ kV}$ (at 3 kA)
Residual voltage U_{res} (L-PE)	$\leq 2 \text{ kV}$ (at I_n)
	$\leq 1.5 \text{ kV}$ (at 10 kA)
	$\leq 1.2 \text{ kV}$ (at 5 kA)
	$\leq 1.1 \text{ kV}$ (at 3 kA)
Residual voltage U_{res} (N-PE)	$\leq 0.6 \text{ kV}$ (at I_n)
	$\leq 0.5 \text{ kV}$ (at 10 kA)
	$\leq 0.5 \text{ kV}$ (at 5 kA)
	$\leq 0.4 \text{ kV}$ (at 3 kA)
TOV behavior at U_T (L-N)	415 V AC (5 s / withstand mode)

Lightning/surge arrester type 1/2 - VAL-MS-T1/T2 335/12.5/1+1 - 2800187

Technical data

Protective circuit

	457 V AC (120 min / safe failure mode)
TOV behavior at U_T (N-PE)	1200 V AC (200 ms / withstand mode)
Response time t_A (L-N)	≤ 25 ns
Response time t_A (L-PE)	≤ 100 ns
Response time t_A (N-PE)	≤ 100 ns
Max. backup fuse with branch wiring	160 A (gG)
Max. backup fuse with V-type through wiring	80 A (gG - 16 mm ²)

Connection data

Connection method	Screw connection
Screw thread	M5
Tightening torque	4.5 Nm
Stripping length	16 mm
Conductor cross section flexible	1.5 mm ² ... 25 mm ²
Conductor cross section solid	1.5 mm ² ... 35 mm ²
Conductor cross section AWG	15 ... 2

UL specifications

SPD Type	4CA
Maximum continuous operating voltage MCOV (L-N)	335 V AC
Maximum continuous operating voltage MCOV (L-G)	335 V AC
Maximum continuous operating voltage MCOV (N-G)	264 V AC
Nom. voltage	240 V AC
Mode of protection	L-N
	L-G
	N-G
Power distribution system	1
Nominal frequency	50/60 Hz
Measured limiting voltage MLV (L-N)	2630 V
Measured limiting voltage MLV (L-G)	3600 V
Measured limiting voltage MLV (N-G)	2600 V
Nominal discharge current I_n (L-N)	20 kA
Nominal discharge current I_n (L-G)	20 kA
Nominal discharge current I_n (N-G)	20 kA

UL connection data

Conductor cross section AWG	10 ... 2
Tightening torque	30 lb _F -in.

Lightning/surge arrester type 1/2 - VAL-MS-T1/T2 335/12.5/1+1 - 2800187

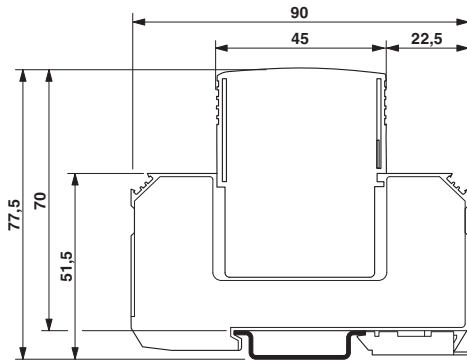
Technical data

Standards and Regulations

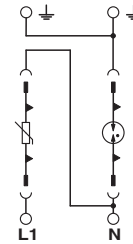
Standards/regulations	IEC 61643-11 2011
	EN 61643-11 2012

Drawings

Dimensional drawing



Circuit diagram



Approvals

Approvals

Approvals

KEMA-KEUR / ÖVE / CCA / IECCEB Scheme / UL Recognized / cUL Recognized / EAC / EAC / DNV GL / cULus Recognized

Ex Approvals

Approval details







KEMA-KEUR		http://www.dekra-certification.com	2162496-01
-----------	--	-------------------------------------------------------------------------------------	------------

ÖVE		https://www.ove.at/en/certification-pz/certification-register/	18583-009-05
-----	--	---------------------------------------------------------------------------------------------------------------------------------------------	--------------

CCA			NTR-AT 1906
-----	--	--	-------------

Lightning/surge arrester type 1/2 - VAL-MS-T1/T2 335/12.5/1+1 - 2800187

Approvals

IECEE CB Scheme		http://www.iecee.org/	AT 2584
UL Recognized		http://database.ul.com/cgi-bin/XYV/template/LISEXT/1FRAME/index.htm	FILE E 330181
cUL Recognized		http://database.ul.com/cgi-bin/XYV/template/LISEXT/1FRAME/index.htm	FILE E 330181
EAC			RU C- DE.A*30.B01561
EAC			EAC-Zulassung
DNV GL		http://exchange.dnv.com/tari/	TAE00001N9
cULus Recognized		http://database.ul.com/cgi-bin/XYV/template/LISEXT/1FRAME/index.htm	