


**BLA/SLA 5.08 series**  
**BLA 4 SN OR**

**Weidmüller Interface GmbH & Co. KG**  
 Klingenbergstraße 16  
 D-32758 Detmold  
 Germany  
 Fon: +49 5231 14-0  
 Fax: +49 5231 14-292083  
 www.weidmuller.com



Female header with clamping yoke connection system. The principle of the vibration-proof screw connection and the Unimate range pin arrangement provides a unique security during operation. Also available with dovetail (B) for convenient attachment of fixing blocks. The BLA has a labelling panel and can be coded. Supplied in cardboard box.

- 0.20 - 2.5mm<sup>2</sup> (IEC) / 26 - 12 AWG (UL)
- 400 V (IEC) / 300 V (UL)
- 17.5 A (IEC) / 10 A (UL)

**General ordering data**

Order No.	<a href="#">1281960000</a>
Type	BLA 4 SN OR
Version	PCB plug-in connector, female plug, 5.08 mm, No. of poles: 4, 180°, Clamping yoke connection, Clamping range, rated connection, max.: 3.32 mm <sup>2</sup> , Box
GTIN (EAN)	4008190032616
Qty.	90 pc(s).
Product data	IEC: 400 V / 17.5 A / 0.2 - 2.5 mm <sup>2</sup> UL: 300 V / 10 A / AWG 26 - AWG 12
Packaging	Box

Creation date November 12, 2012 8:40:54 AM CET

**BLA/SLA 5.08 series**  
**BLA 4 SN OR**

**Weidmüller Interface GmbH & Co. KG**  
 Klingenbergstraße 16  
 D-32758 Detmold  
 Germany  
 Fon: +49 5231 14-0  
 Fax: +49 5231 14-292083  
 www.weidmueller.com

**Technical data****Dimensions and weights**

Net weight	7.27 g
------------	--------

**System parameters**

Product family	BLA/SLA 5.08 series	Conductor connection system	Clamping yoke connection
Outgoing direction of conductor	180°	Pitch in mm (P)	5.08 mm
Pitch in inches (P)	0.2 inch	No. of poles	4
Number of rows	1	Screwdriver blade	0.6 x 3.5
Screwdriver blade standard	DIN 5264	Tightening torque, min.	0.4 Nm
Tightening torque, max.	0.5 Nm	Clamping screw	M 2.5
Stripping length	7 mm	L1 in mm	15.24 mm
L1 in inches	0.6 inch	Touch-safe protection acc. to DIN VDE 57 106	Finger-safe unplugged/ back-of-hand-safe plugged

**Material data**

Insulating material	PBT GF	Colour	Orange
Colour chart (similar)	RAL 2000	UL 94 flammability rating	V-0
CTI	≥ 200	Contact material	CuSn
Contact surface	tinned	Continuous operating temp., min.	-25 °C
Continuous operating temp., max.	120 °C		

**Connectable conductors**

Clamping range, rated connection, min.	0.13 mm <sup>2</sup>	Clamping range, rated connection, max.	3.32 mm <sup>2</sup>
Wire connection cross section AWG, min.	AWG 28	Wire connection cross section AWG, max.	AWG 16
Solid, min. H05(07) V-U	0.2 mm <sup>2</sup>	Solid, max. H05(07) V-U	2.5 mm <sup>2</sup>
Flexible, min. H05(07) V-K	0.2 mm <sup>2</sup>	Flexible, max. H05(07) V-K	1.5 mm <sup>2</sup>
w. wire end ferrule, DIN 46228 pt 1, min.	0.2 mm <sup>2</sup>	w. wire end ferrule, DIN 46228 pt 1, max.	1.5 mm <sup>2</sup>
w. plastic collar ferrule, DIN 46228 pt 4, min.	0.2 mm <sup>2</sup>	w. plastic collar ferrule, DIN 46228 pt 4, max.	1.5 mm <sup>2</sup>
Plug gauge acc. to EN 60999 a x b; Ø	2.4 mm x 1.5 mm		

**DIN IEC rating data**

Rated current, min. no. of poles (Tu=20°C)	17.5 A	Rated current, max. no. of poles (Tu=20°C)	12.5 A
Rated current, number of poles (Tu=40°C), min	16 A	Rated current, number of poles (Tu=40°C), max.	11 A
Rated voltage for surge voltage class / pollution degree II/2	400 V	Rated voltage for surge voltage class / pollution degree III/2	320 V
Rated voltage for surge voltage class / pollution degree III/3	250 V	Rated impulse voltage for surge voltage class/ pollution degree II/2	4 kV
Rated impulse voltage for surge voltage class/ pollution degree III/2	4 kV	Rated impulse voltage for surge voltage class/ contamination degree III/3	4 kV
Short-time withstand current resistance	3 x 1s with 100 A		


**Data sheet...**

**BLA/SLA 5.08 series  
BLA 4 SN OR**


**Weidmüller Interface GmbH & Co. KG**  
 Klingenbergstraße 16  
 D-32758 Detmold  
 Germany  
 Fon: +49 5231 14-0  
 Fax: +49 5231 14-292083  
 www.weidmueller.com

**Technical data**

**CSA rating data**

Institute (CSA)				Rated voltage (Use group B)	
				300 V	
Rated current (use group B)	10 A	Rated voltage (use group D)	300 V		
Rated current (use group D)	10 A	Wire cross-section, AWG, min.	AWG 26		
Wire cross-section, AWG, max.	AWG 12				

**UL 1059 rating data**

Institute (UR)				Rated voltage (use group B)	
				300 V	
Rated current (use group B)	10 A	Rated voltage (use group D)	300 V		
Rated current (use group D)	10 A	Wire cross-section, AWG, min.	AWG 26		
Wire cross-section, AWG, max.	AWG 12				

**Classifications**

ETIM 3.0	EC001284	UNSPSC	30-21-18-10
eClass 4.1	27-26-07-01	eClass 5.1	27-26-07-04
eClass 6.0	27-26-07-04	eClass 7.0	27-44-04-02

**Notes**

- Notes
- Other colours on request
  - Gold-plated contact surfaces on request
  - Rated current related to rated cross-section and min. No. of poles.
  - Wire end ferrule without plastic collar to DIN 46228/1
  - Wire end ferrule with plastic collar to DIN 46228/4
  - Rated data refer only to the component itself. Clearance and creepage distances to other components are to be designed in accordance with the relevant application standards.

**Approvals**



**Data sheet...****BLA/SLA 5.08 series  
BLA 4 SN OR**

**Weidmüller Interface GmbH & Co. KG**  
Klingenbergstraße 16  
D-32758 Detmold  
Germany  
Fon: +49 5231 14-0  
Fax: +49 5231 14-292083  
[www.weidmueller.com](http://www.weidmueller.com)

**Drawings**