



## THE PRODUCT

OKW FLAT-PACK CASES represent low-priced housings for your electronics.

The bottom parts are open at the sides and are thus particularly useful for all installation and service work.

Different sizes, heights and versions make functional and practical applications possible.

## YOUR ADVANTAGE

With low and high top part.

Special version with handle bar. For easy carrying or convenient canting when using as a desktop unit.

With ventilation slots for components dissipating high heat (189 L).

With slots on the top part for miniature appliances with sound signal (120 S).

Screwless assembly with separate front panel in aluminium, easy machining. Control elements and lettering are protected through a raised edge on the case (type A).

## APPLICATIONS


Universal case for electronic and electro-technical devices as well as control systems, e.g. for monitoring purposes as check instruments, signalling equipment and control systems.

Medical field and laboratory technology.

Computer peripherals, etc.

## PROTECTION CLASS IP 40

FLAT-PACK CASES N/H and FLAT-PACK CASE A with front panel.




Two coloured

Top

Off-white, RAL 9002

Base and handle bar


Pebble grey, RAL 7032



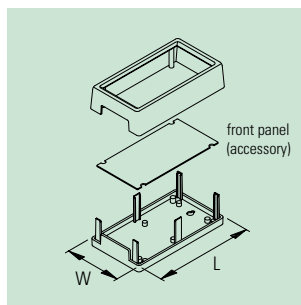
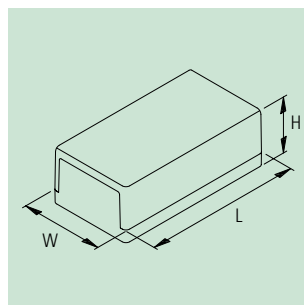
N/H



L/S



A


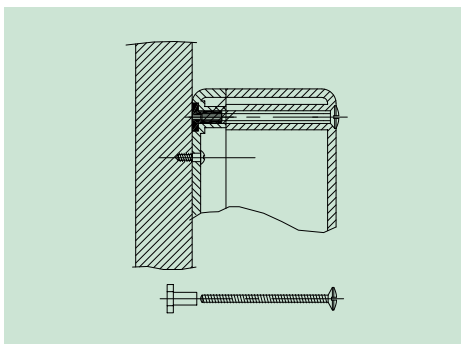


## INFO-BOX

### Wall mounting

**FLAT-PACK CASE N/H (photo middle):** Assembly kit (acc.) for wall mounting permits screw fixing of the case from the front. It is necessary to drill the top cover of the case in order to achieve this. Ask for more details of our service.

**FLAT-PACK CASE A (photo right):** If the case is wall mounted, the frame can be screwed to the base from the side.



## ENCLOSURES

FLAT-PACK CASE	Outside dim. in mm			Version / Equipment (dim. in mm)				Material	Part-No.	
	L	W	H	handle bar	...slots	front panel	max. size of PCB*1			
100 N	100	50	25	I	–	–	–	43 x 76 / –	ABS (UL 94 HB)	A 90 10 065
100 H	100	50	40	I	–	–	–	43 x 76 / –	ABS (UL 94 HB)	A 90 11 065
120 N	120	65	40	I	–	–	–	58 x 96 / –	ABS (UL 94 HB)	A 90 20 065
120 S	120	65	40	–	–	sound	–	58 x 96 / –	ABS (UL 94 HB)	A 90 20 265
120 A	120	65	40	–	–	–	• (acc.)	57 x 106 / –	ABS (UL 94 HB)	A 95 20 165
120 H	120	65	65	I	–	–	–	58 x 96 / 58 x 94	ABS (UL 94 HB)	A 90 21 065
150 N	150	80	50	I	–	–	–	73 x 126 / –	ABS (UL 94 HB)	A 90 30 065
	150	80	50	II	•	–	–	73 x 126 / –	ABS (UL 94 HB)	A 90 30 165
	150	80	55	I	–	–	–	73 x 126 / –	ABS (UL 94 HB)	A 90 32 065
150 H	150	80	80	I	–	–	–	73 x 126 / 72 x 142	ABS (UL 94 HB)	A 90 31 065
150 A	150	85	45	–	–	–	• (acc.)	67 x 138 / –	ABS (UL 94 HB)	A 95 30 165
189 N	189	110	60	I	–	–	–	103 x 160 / –	ABS (UL 94 HB)	A 90 40 065
	189	110	60	II	•	–	–	103 x 160 / –	ABS (UL 94 HB)	A 90 40 165
	189	110	70	I	–	–	–	103 x 160 / –	ABS (UL 94 HB)	A 90 43 065
189 L	189	110	70	–	–	ventilation	–	103 x 160 / –	ABS (UL 94 HB)	A 90 43 265
189 H	189	110	97	I	–	–	–	103 x 160 / 102 x 158	ABS (UL 94 HB)	A 90 41 065
	189	110	97	II	•	–	–	103 x 160 / 102 x 158	ABS (UL 94 HB)	A 90 41 165
	189	110	120	I	–	–	–	103 x 160 / 101 x 180	ABS (UL 94 HB)	A 90 42 065
210 A	210	125	70	–	–	–	• (acc.)	109 x 194	ABS (UL 94 HB)	A 95 40 165

## ACCESSORIES

Article	For enclosure FLAT-PACK CASE	Version / Application	Part-No.
① Front panel	120 A	matt anodised aluminium, 113 x 58 x 1 mm, 1 pc	A 91 95 201
	150 A	matt anodised aluminium, 141.8 x 71.6 x 1.5 mm, 1 pc	A 91 95 301
	210 A	matt anodised aluminium, 201 x 116 x 1.5 mm, 1 pc	A 91 95 401
② Snap lock	189 N/H/L	replaces the standard screw fixing of the case*2, 1 pc	A 91 00 008
③ Assembly kit*3	100 H, 120 N	4 screws and press-in counternut	A 91 20 000
	150 N (A 90 30 ...)	4 screws and press-in counternut	A 91 30 000
	150 N (A 90 32 ...)	4 screws and press-in counternut	A 91 32 000
	189 N (A 90 40 ...)	4 screws and press-in counternut	A 91 40 000



\*1 max. size of PCBs in mm (base part/top part)

\*2 this simple snap lock device replaces the standard screw fixings supplied with the case; the lock is fixed into the assembly bushes in the top cover; with this, the top can be fixed from the front; this is especially useful if the case is to be wall mounted only for FLAT-PACK CASES 189 N/H/L with assembly bushes

\*3 see also note in Info-Box

• included