



■ Features :

- Universal AC input / Full range
- 3 pole AC inlet IEC320-C14
- Built-in active PFC function, PF>0.97
- Protections: Short circuit / Overload / Over voltage / Over temperature
- Fully enclosed plastic case
- Approvals: UL / CUL / PSE / TUV / BSMI / CCC / CB / FCC / CE
- Class I power (with earth pin)
- LED indicator for power on
- No load power consumption<0.5W
- ErP step2 compliant (level V)
- NRCan compliant
- MEPS compliant
- Meet EISA 2007 (Energy Independence and Security Act)
- 2 years warranty

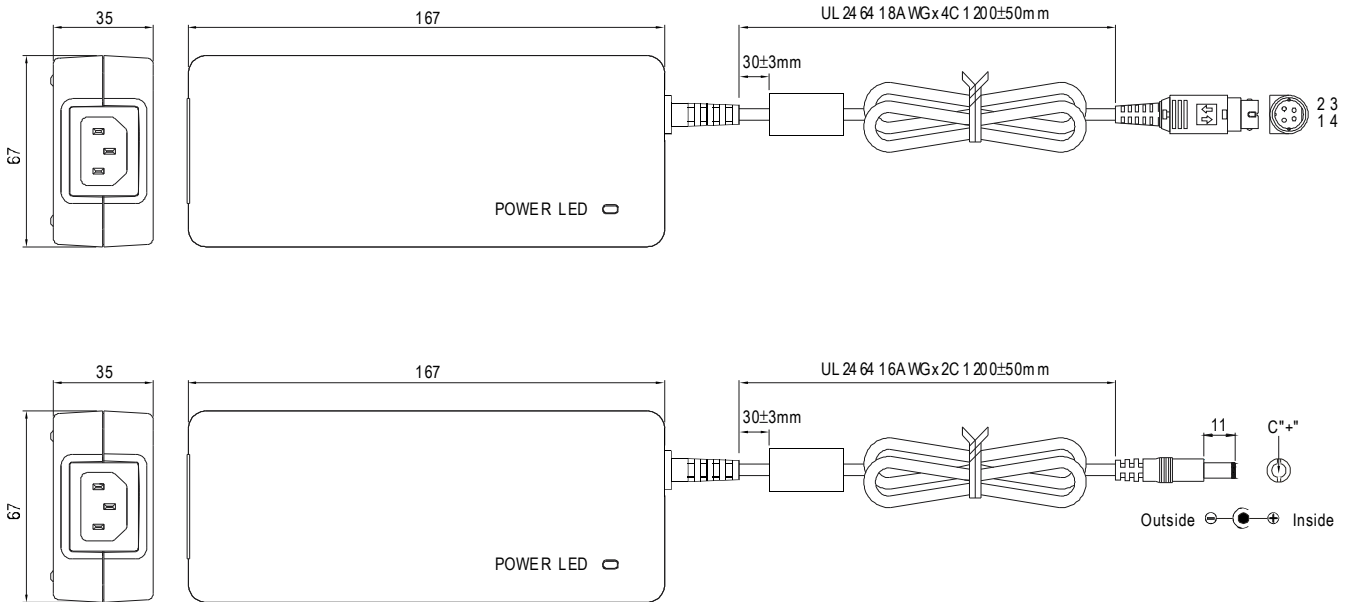


SPECIFICATION

ORDER NO.		GS120A12-R7B	GS120A15-R7B	GS120A20-□ □=R7B,P1M	GS120A24-□ □=R7B,P1M	GS120A48-□ □=R7B,P1M	
OUTPUT	SAFETY MODEL NO.	GS120A12	GS120A15	GS120A20	GS120A24	GS120A48	
	DC VOLTAGE	12V	15V	20V	24V	48V	
	RATED CURRENT	8.5A	7A	6A	5A	2.5A	
	CURRENT RANGE	0 ~ 8.5A	0 ~ 7A	0 ~ 6A	0 ~ 5A	0 ~ 2.5A	
	RATED POWER (max.)	102W	105W	120W	120W	120W	
	RIPPLE & NOISE (max.) Note.2	80mVp-p	120mVp-p	150mVp-p	180mVp-p	240mVp-p	
	VOLTAGE TOLERANCE Note.3	±5.0%	±5.0%	±5.0%	±3.0%	±2.0%	
	LINE REGULATION Note.4	±1.0%	±1.0%	±1.0%	±1.0%	±1.0%	
	LOAD REGULATION	±5.0%	±5.0%	±4.0%	±3.0%	±2.0%	
	SETUP, RISE TIME Note.6	200ms, 30ms / 230VAC 2500ms, 30ms / 115VAC at full load					
HOLD UP TIME (Typ.)	20ms / 230VAC 20ms / 115VAC at full load						
INPUT	VOLTAGE RANGE Note.7	85 ~ 264VAC 120 ~ 370VDC					
	FREQUENCY RANGE	47 ~ 63Hz					
	POWER FACTOR (Typ.)	PF>0.97 / 230VAC		PF>0.99 / 115VAC at full load			
	EFFICIENCY (Typ.)	R7B	87.5%	89%	89%	90%	91%
		P1M	-----	-----	88.5%	89.5%	90.5%
	AC CURRENT	1.4A / 115VAC 0.7A / 230VAC					
	INRUSH CURRENT (max.)	70A / 230VAC					
LEAKAGE CURRENT(max.)	0.75mA / 240VAC						
PROTECTION	OVERLOAD	105 ~ 160% rated output power Protection type : Hiccup mode, recovers automatically after fault condition is removed					
	OVER VOLTAGE	105 ~ 135% rated output voltage Protection type : Shut down o/p voltage, re-power on to recover					
	OVER TEMPERATURE	RTH2 ≥ 100 ±10°C Protection type : Shut down o/p voltage, re-power on to recover					
ENVIRONMENT	WORKING TEMP.	-30 ~ +70°C (Refer to "Derating Curve")					
	WORKING HUMIDITY	20% ~ 90% RH non-condensing					
	STORAGE TEMP., HUMIDITY	-40 ~ +85°C, 10 ~ 95% RH					
	TEMP. COEFFICIENT	±0.03% / °C (0~45°C)					
	VIBRATION	10 ~ 500Hz, 2G 10min./1cycle, period for 60min. each along X, Y, Z axes					
SAFETY & EMC (Note. 5)	SAFETY STANDARDS	UL60950-1, TUV EN60950-1, BSMI CNS14336, CCC GB4943, J60950-1(except for 48V) approved					
	WITHSTAND VOLTAGE	I/P-O/P: 3KVAC					
	ISOLATION RESISTANCE	I/P-O/P:100M Ohms / 500VDC / 25°C / 70% RH					
	EMC EMISSION	Compliance to EN55022 class B, EN61000-3-2,3, FCC PART 15 / CISPR22 class B, CNS13438 class B, GB9254, GB17625.1					
OTHERS	EMC IMMUNITY	Compliance to EN61000-4-2,3,4,5,6,8,11, light industry level, criteria A					
	MTBF	400.7K hrs min. MIL-HDBK-217F(25°C)					
	DIMENSION	167*67*35mm (L*W*H)					
CONNECTOR	PACKING	0.62Kg; 20pcs/13.4Kg/0.9CUFT					
	PLUG	See page 2 ; Other type available by customer requested					
	CABLE	See page 2 ; Other type available by customer requested					
NOTE	<p>1. All parameters are specified at 230VAC input, rated load, 25°C 70% RH ambient.</p> <p>2. Ripple & noise are measured at 20MHz by using a 12" twisted pair terminated with a 0.1uf & 47uf capacitor.</p> <p>3. Tolerance: includes set up tolerance, line regulation, load regulation.</p> <p>4. Line regulation is measured from low line to high line at rated load.</p> <p>5. The power supply is considered a component which will be installed into a final equipment. The final equipment must be re-confirmed that it still meets EMC directives.</p> <p>6. Length of set up time is measured at first cold start. Turning ON/OFF the power supply may lead to increase of the set up time.</p> <p>7. Derating may be needed under low input voltage. Please check the derating curve for more details.</p>						

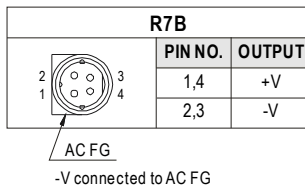
Mechanical Specification

Case No. GS120A Unit:mm



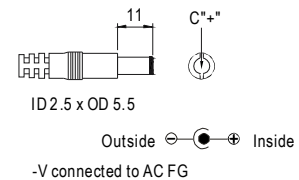
Plug Assignment

Standard plug (all models) : power DIN 4 pin with lock type, KYCON KPPX-4P equivalent

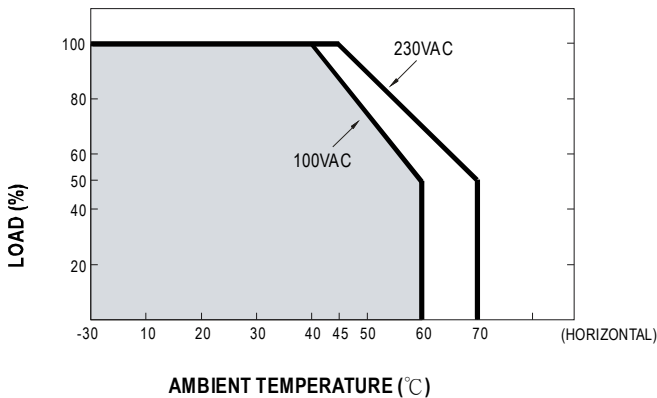


Standard plug (For 20V, 24V, 48V only)

P1M	
P/N	OUTPUT
CENTER	+



Derating Curve



Static Characteristics

