

# Stabilized Power Supplies

## SITOP 6EP Power Supplies

**SITOP smart,  
single-phase and three-phase**








### Overview

Small in size, big in performance. SITOP smart requires little room on the standard mounting rail and offers high functionality at an attractive price. With its good-natured overload behavior, even loads with a high inrush current can be smoothly switched on. If required, 50 % extra power can be supplied for a duration of 5 s. In addition, the 24 V versions will permanently supply 120 % of the rated power provided the ambient temperature does not exceed 45 °C.

- For 24 V standard applications of 2.5 A to 20 A and for 48 V standard applications of 10 A
- Compact design for small mounting area, no lateral clearance required
- Easy standard rail mounting

- Smooth switching on of loads with high inrush current such as DC/DC transformers and motors
- More performance thanks to permanent 120 % of rated power up to an ambient temperature of 45 °C (24 V versions)
- Large setting range for the output voltage, using potentiometers which are easy to reach from the front
- Parallel switching option to increase performance
- Extensive certifications according to UL, CSA, GL (Germanischer Lloyd) and ATEX directives (Atmosphère Explosible)
- For universal use – in industry and public low-voltage systems – worldwide
- Can be combined with SITOP expansion modules and the uninterruptible power supplies (24 V versions)

### Selection and ordering data

Version	Inputs Rated voltage $U_e$ Rated	Output Rated voltage $U_a$ Rated	Rated current $I_a$ Rated	Dimensions (W x H x D) mm	DT	Order No.	Price per PU	PU (UNIT, SET, M)	PS*	PG
<b>Power supplies 24 V</b>										
Limitation of input current harmonics according to EN 61000-3-2										
 6EP1 332-2BA10	<b>2.5 A</b>	120/230 V AC (85 ... 132 V/ 170 ... 264 V)	24 V DC ±3 %	2 A	32,5 x 125 x 125 ▶	<b>6EP1 332-2BA10</b>		1	1 unit	582
 6EP1 333-2.A10	<b>5 A</b>	120/230 V AC (85 ... 132 V/ 170 ... 264 V)	24 V DC ±3 %	5 A	50 x 125 x 125 ▶	<b>6EP1 333-2BA01</b>		1	1 unit	582
 6EP1 334-2.A01	<b>5 A</b>	120/230 V AC (85 ... 132 V/ 170 ... 264 V)	24 V DC ±3 %	5 A	50 x 125 x 125 ▶	<b>6EP1 333-2AA01</b>		1	1 unit	582
 6EP1 334-2.A01	<b>10 A</b>	120/230 V AC (85 ... 132 V/ 170 ... 264 V)	24 V DC ±3 %	10 A	70 x 125 x 125 ▶	<b>6EP1 334-2BA01</b>		1	1 unit	582
 6EP1 436-2BA10	<b>10 A</b>	120/230 V AC (85 ... 132 V/ 170 ... 264 V)	24 V DC ±3 %	10 A	70 x 125 x 125 ▶	<b>6EP1 334-2AA01</b>		1	1 unit	582
 6EP1 436-2BA10	<b>20 A</b>	3 AC 400 ... 500 V (340 ... 550 V)	24 V DC ±3 %	20 A	90 x 145 x 150 ▶	<b>6EP1 436-2BA10</b>		1	1 unit	582
<b>Power supplies 48 V</b>										
Limitation of input current harmonics according to EN 61000-3-2										
 6EP1 456-2BA00	<b>10 A</b>	3 AC 400 ... 500 V (360 ... 550 V)	48 V DC ±3 %	10 A	70 x 125 x 125 A	<b>6EP1 456-2BA00</b>		1	1 unit	582

For other units and versions, see Catalog KT 10.1.

# Stabilized Power Supplies

## SITOP 6EP Power Supplies

### SITOP modular basic units 24 V, single-phase, two-phase and three-phase

#### Overview








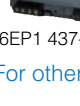

Compact basic units for single-phase, two-phase or three-phase connections and output currents from 5 A to 40 A form the basis of the stabilized 24 V supply. Depending on the requirements, SITOP expansion modules can be connected in addition.

The compact design of the primary switched power supply requires only a small mounting surface. The rugged metal enclosure is also suitable for the harshest industrial applications. The standard mounting rail fixture is made likewise of metal. Mounting is therefore fast, easy and vibration-proof. Reliability and quality are further characteristics of the electronic design.

The large input voltage range and the international certifications enable operation in virtually any network worldwide. The single-phase basic units 5 A and 10 A have an ultra-wide input range up to 550 V, which even enables connection to 2 phases.

- Rugged metal enclosure for standard rail mounting
- 5 A and 10 A units with ultra-wide input range up to 500 V AC for single-phase and two-phase operation
- 20 A and 40 A units with wide input range for single-phase or three-phase connection.
- Limitation of input current harmonics according to EN 61000-3-2; (except 6EP1 337-3BA00)
- Adjustable output voltage up to 28.8 V
- 3-way status LED
- Selectable short-circuit response, constant current or latching disconnection
- Changeover for parallel operation
- 20 A and 40 A units with single-phase and three-phase connection, new 20 A and 40 A devices in compact design (70 mm and 150 mm wide)
- Can be combined with SITOP expansion modules and the uninterruptible power supplies

#### Selection and ordering data

Version	Inputs Rated voltage $U_e$ Rated	Output Rated voltage $U_a$ Rated	Rated current $I_a$ Rated	Dimensions (W x H x D) mm	DT	Order No.	Price per PU	PU (UNIT, SET, M)	PS*	PG
<b>Power supplies 24 V</b>										
 6EP1 331-3BA00	5 A	120/230 ... 500 V AC (85 ... 264 V/ 176 ... 550 V)	24 V DC $\pm 3\%$	5 A	70 x 125 x 125 ▶	<b>6EP1 333-3BA00</b>		1	1 unit	581
 6EP1 334-3BA00	10 A	120/230 ... 500 V AC (85 ... 264 V/ 176 ... 550 V)	24 V DC $\pm 3\%$	10 A	90 x 125 x 125 ▶	<b>6EP1 334-3BA00</b>		1	1 unit	581
 6EP1 336-3BA10	20 A	120/230 ... 500 V AC (85 ... 275 V AC or 88 ... 350 V DC)	24 V DC $\pm 3\%$	20 A	90 x 125 x 125 ▶	<b>6EP1 336-3BA10</b>		1	1 unit	581
 6EP1 336-3BA00	20 A	120/230 V AC (85 ... 132 V/ 176 ... 264 V)	24 V DC $\pm 3\%$	20 A	160 x 125 x 125 ▶	<b>6EP1 336-3BA00</b>		1	1 unit	581
 6EP1 436-3BA00	20 A	3 AC 400 ... 500 V (320 ... 550 V)	24 V DC $\pm 3\%$	20 A	160 x 125 x 125 ▶	<b>6EP1 436-3BA00</b>		1	1 unit	581
 6EP1 436-3BA10	20 A	3 AC 400 ... 500 V (320 ... 575 V)	24 V DC $\pm 3\%$	20 A	70 x 125 x 125 A	<b>6EP1 436-3BA10</b>		1	1 unit	581
 6EP1 337-3BA00	40 A	120/230 V AC (85 ... 132 V/ 176 ... 264 V)	24 V DC $\pm 3\%$	40 A	240 x 125 x 125 ▶	<b>6EP1 337-3BA00</b>		1	1 unit	581
 6EP1 437-3BA00	40 A	3 AC 400 ... 500 V (320 ... 550 V)	24 V DC $\pm 3\%$	40 A	150 x 125 x 150 ▶	<b>6EP1 437-3BA00</b>		1	1 unit	581
 6EP1 437-3BA10	40 A	3 AC 400 ... 500 V (320 ... 550 V)	24 V DC $\pm 3\%$	40 A	240 x 125 x 125 ▶	<b>6EP1 437-3BA00</b>		1	1 unit	581

For other units and versions, see Catalog KT 10.1.

# Stabilized Power Supplies



## SITOP 6EP Power Supplies

**Special designs and uses**

### Overview

The following SITOP versions provide standard solutions for small power requirements and applications with unusual voltages.

### Selection and ordering data

Version	Inputs Rated voltage $U_e$ Rated	Output Rated voltage $U_a$ Rated	Rated current $I_a$ Rated	Dimensions (W x H x D) mm	DT	Order No.	Price per PU	PU (UNIT, SET, M)	PS*	PG
<b>Power supplies 24 V</b>										
 6EP1 731-2BA00, 6EP1 331-2BA10	<b>0.375 A</b>	48 ... 220 V DC (30 ... 264 V DC, $\pm 3\%$ 30 ... 187 V AC)	24 V DC	0.375 A	22.5 x 80 x 91 ▶	<b>6EP1 731-2BA00</b>		1	1 unit	584
	<b>0.5 A</b>	120 ... 230 V AC (93 ... 264 V AC) $\pm 3\%$	24 V DC	0.5 A	22.5 x 80 x 91 ▶	<b>6EP1 331-2BA10</b>		1	1 unit	584
<b>Power supplies 3 V to 52 V</b>										
Limitation of input current harmonics according to EN 61000-3-2; adjustable output voltage 3 V to 52 V, output max. 10 A or 120 W										
 6EP1 353-2BA00	<b>Max. 10 A or 120 W</b>	120/230 V AC (85 ... 132 V/ 170 ... 264 V)	3 ... 52 V DC $\pm 1\%$	10 A	75 x 125 x 125 ▶	<b>6EP1 353-2BA00</b>		1	1 unit	582

For other units and versions, see Catalog KT 10.1.

# Stabilized Power Supplies

## SITOP 6EP Power Supplies

### Expansion modules

#### Overview

The SITOP expansion modules offer further functions:

The **signaling module** can be snapped onto the side of the 6EP1 ...-3BA00 basic unit; with floating signaling contacts "Output voltage OK" and "Ready OK"; with signal input for remote ON/OFF switching of the basic unit.







The **redundancy module** uses diodes to disconnect the basic units from one another so that a redundant 24 V power supply can be constructed.

The two SITOP PSE200U **selectivity modules** and the **SITOP select diagnostics module** are used in combination with

24 V power supplies for distributing the load current among up to 4 current branches per module and for monitoring the individual partial currents. Overloads or short-circuits in individual branches are selectively switched off and the remaining load current paths remain unaffected. Individually adjustable rated current, LED, group alarm contact, standard rail mounting.

The **buffer module** bridges mains interruptions in the range of seconds. Buffer time 200 ms at 40 A, up to 1.6 s at 5 A load current. Multiplication possible through parallel circuit, maximum buffer time 10 s.

#### Selection and ordering data

	Inputs	Output	Rated current $I_a$ Rated	Dimensions (W × H × D) mm	DT	Order No.	Price per PU	PU (UNIT, SET, M)	PS*	PG
	Rated voltage $U_e$ Rated	Rated voltage $U_a$ Rated								
<b>Signaling modules</b>										
	--	--	--	25 × 125 × 125	▶	<b>6EP1 961-3BA10</b>		1	1 unit	581
6EP1 961-3BA10										
<b>Redundancy modules</b>										
	24 V DC (24 ... 28.8 V)	$U_e$ – approx. 0.5 V	20 A	70 × 125 × 125	A	<b>6EP1 961-3BA21</b>		1	1 unit	588
6EP1 961-3BA21										
<b>SITOP PSE200U selectivity modules</b>										
	24 V DC (22 ... 30 V)	--	4 × 3 A (0.5 ... 3 A)	72 × 80 × 72	A	<b>6EP1 961-2BA11</b>		1	1 unit	586
	24 V DC (22 ... 30 V)	--	4 × 10 A (3 ... 10 A)	72 × 80 × 72	A	<b>6EP1 961-2BA21</b>		1	1 unit	586
6EP1 961-2BA.1										
<b>SITOP select diagnostics modules</b>										
	24 V DC (24 ... 28.8 V)	--	4 × 10 A (2 ... 10 A)	72 × 90 × 90	▶	<b>6EP1 961-2BA00</b>		1	1 unit	586
6EP1 961-2BA00										
<b>Buffer modules</b>										
	24 V DC (24 ... 28.8 V)	$U_e$ – approx. 1 V	40 A	70 × 125 × 125	A	<b>6EP1 961-3BA01</b>		1	1 unit	588
6EP1 961-3BA01										

For other units and versions, see Catalog KT 10.1.