


Technical data



600W Pure Sine Wave Inverter


Item number	60S-12E	60S-24E
Rated input voltage	12 V DC	24 V DC
Constant output power	600 W	
Peak output power (a max. of 10 min.)	1000 W (650 W)	
Maximum input current	80A	40A
Output voltage	230VAC +/- 3%	
Output frequency	50 Hz or 60Hz to be specified	
Output Wave Form	Pure Sine Wave	
Total Harmonic Distortion	3%	
No Load Current	<0.8A	<0.6A
Input voltage range	10.7 V – 16.5 V	21.4 V – 33 V
Low voltage alarm	10.7 V	21.4 V
Low voltage shutdown	10 V	20 V
Efficiency up to	85 %	
Dimension (LxWxH)	280 x 236 x 83 mm	
Weight	2.46kgs	
Remote controller	RC-15(Option)	
GFCI	Option	
Safety Certification	EN60950-1 :	
EMC	EN55022 : Class B EN55024 : EN61000-3-2 : EN61000-3-3 :	
E Mark	 10R-02 3659	
Protection :	Reset mode	
* Input low voltage.....	Automatic	
* Input over voltage.....	Automatic	
* Low battery alarm.....	Automatic	
* Over temperature.....	Automatic	
* Over load.....	Manual	
* Short circuit	Manual	



Technical data



1000W Pure Sine Wave Inverter

Item number	100S-12E	100S-24E
Rated input voltage	12 V DC	24 V DC
Constant output power	1000 W	
Peak output power (a max. of 10 min.)	2000 W (1200 W)	
Maximum input current	160A	80A
Output voltage	230VAC +/- 3%	
Output frequency	50 Hz or 60Hz to be specified	
Output Wave Form	Pure Sine Wave	
Total Harmonic Distortion	3%	
No Load Current	<1.2A	<0.8A
Input voltage range	10.7 V – 16.5 V	21.4 V – 33 V
Low voltage alarm	10.7 V	21.4 V
Low voltage shutdown	10 V	20 V
Efficiency up to	85 %	
Dimension (LxWxH)	395 x 236 x 83 mm	
Weight	4kgs	
Remote controller	RC-15(OPTION)	
GFCI	Option	
Safety Certification	EN60950-1 :	
EMC	EN55022 : Class B EN55024 : EN61000-3-2 : EN61000-3-3 :	
E Mark	 10R-02 9726	

Protection : Reset mode


- * Input low voltage.....Automatic
- * Input over voltage.....Automatic
- * Low battery alarm.....Automatic
- * Over temperature.....Automatic
- * Over load.....Manual
- * Short circuitManual



Technical data



1500W Pure Sine Wave Inverter


Item number	150S-12E	150S-24E
Rated input voltage	12 V DC	24 V DC
Constant output power	1500 W	
Peak output power (a max. of 10 min.)	3000 W (1800 W)	
Maximum input current	200A	100A
Output voltage	230VAC +/- 3%	
Output frequency	50 Hz or 60Hz to be specified	
Output Wave Form	Pure Sine Wave	
Total Harmonic Distortion	3%	
No Load Current	<1.6A	<1A
Input voltage range	10.7 V – 16.5 V	21.4 V – 33 V
Low voltage alarm	10.7 V	21.4 V
Low voltage shutdown	10 V	20 V
Efficiency up to	85 %	
Dimension (LxWxH)	415 x 283 x 100 mm	
Weight	5.75kgs	
Remote controller	RC-15(OPTION)	
GFCI	Yes, please refer to page 18.	
Safety Certification	EN60950-1 :	
EMC	EN55022 : Class B EN55024 : EN61000-3-2 : EN61000-3-3 :	
E Mark	 10R-02 9727	
Protection :	Reset mode	
* Input low voltage.....	Automatic	
* Input over voltage.....	Automatic	
* Low battery alarm.....	Automatic	
* Over temperature.....	Automatic	
* Over load.....	Manual	
* Short circuit	Manual	



Technical data



2000W Pure Sine Wave Inverter

Item number	200S-12E	200S-24E
Rated input voltage	12 V DC	24 V DC
Constant output power	2000 W	
Peak output power (a max. of 10 min.)	4000 W (2200 W)	
Maximum input current	240A	120A
Output voltage	230VAC +/- 3%	
Output frequency	50 Hz or 60Hz to be specified	
Output Wave Form	Pure Sine Wave	
Total Harmonic Distortion	3%	
No Load Current	<1.6A	<1A
Input voltage range	10.7 V – 16.5 V	21.4 V – 33 V
Low voltage alarm	10.7 V	21.4 V
Low voltage shutdown	10 V	20 V
Efficiency up to	85 %	
Dimension (LxWxH)	415 x 283 x 100 mm	
Weight	5.9kgs	
Remote controller	RC-15(Option)	
GFCI	Yes, please refer to page 18.	
Safety Certification	EN60950-1 :	
EMC	EN55022 : Class B EN55024 : EN61000-3-2 : EN61000-3-3 :	
E Mark	 10R-02 9594	
Protection :	Reset mode	
* Input low voltage.....	Automatic	
* Input over voltage.....	Automatic	
* Low battery alarm.....	Automatic	
* Over temperature.....	Automatic	
* Over load.....	Manual	
* Short circuit	Manual	

